



SHAMROCK SHOUT OUT

April 2019



IMPORTANT EVENTS FOR APRIL

9th...JGSC Board Meeting 7 PM
9th...PTO Meeting 3:15 Library
10th...Band Concert 6 PM JGHS Auditorium
12th...Fun Fair 5-8 PM

19th & 22th...School In Session
22nd...ILEARN Begins Schedule TBA
23rd...JGSC Board Meeting 7 PM
26th...Progress Reports emailed

CALLING ALL OUTSIDE - DISTRICT STUDENT REQUESTS FOR 2019-2020 SCHOOL YEAR

We ask that all families living outside of the John Glenn School Corporation fill out the 2019-2020 request to attend school for next year. Follow these steps: 1. Go to <http://www.jgsc.k12.in.us/> and below the address has information or click on link to complete [this form](#) (you can click on "this form" as well).

Cadet Band Recruit (current 5th gr. students)

Instrument fittings will be Thursday April 25, 2019 in the High School Band Room from 3:30-7:30pm. Parents should contact Mr. Sudduth, Mrs. Burnett, or Mrs. Parsons to schedule 10-15 minute personal interviews for students to try out instruments and ask questions. Quinlan and Fabish will be at the school for parents to purchase or rent instruments.

Blessings in a Backpack Rise 'n Roll Mother's Day Fundraiser

Blessings in a Backpack will be doing their 5th annual Mother's Day weekend fundraiser. Product catalogs will be sent home in backpacks mid-April. Donuts, cinnamon rolls, apple fritters, cookies, pies, sweet breads, crunches, granola bars, and cream cheese muffins are back. **NEW ITEMS** this year include: maple granola, heart smart granola, and dinner rolls (white, wheat, potato)!



NLES Teacher of the Year

Congratulations to Mrs. Brooks (PE), Mrs. Olds (KDG) and Mrs. Buss (1st) in being the three finalist for Teacher of the Year. The three teachers do an amazing job displaying Shamrock Pride! The Teacher of the Year for 2018-2019 school year is.....Mrs. Buss! She will move on to the corporation level and be a finalists for JGSC Teacher of the Year. She will be recognized at the May 22 banquet held at JGHS Auditorium.



PTO Board Officer Openings (TREASURER & VICE PRESIDENT)

We have openings for PTO Treasurer (currently Mrs. Kelli Craft) and Vice President (currently Angie Harness). They have supported the organization superbly. If interested in holding one of these positions please email nlespto@gmail.com We meet every 2nd Tuesday of the month at 3:00 and keep the meetings to one hour. Consider joining this amazing group of parents!

NLES 2019 Fun Fair – Candy Land! Message from the PTO Board

Its Go Time!!..... April 12, 2019 is our annual Fun Fair here at North Liberty Elementary!! Our Fun Fair is our schools' BIGGEST fundraiser of the year and the best way for businesses and charitable donors to make a positive impact in our school and community. We are actively searching for donations of all kinds. We have a Raffle and Silent Auction from the donations we receive. All donations are greatly appreciated and accepted, please contact our Fun Fair team by email at nlespto@gmail.com or Melinda Frick 574-339-9178 or Angie Harness 574-910-3380. We are now 501c, official tax ID number is 33-1091863. We can pick up any donation or you can drop it off at North Liberty Elementary school office. Your sponsorship will be featured on our flyers, social media, and our lobby television. Our Fun Fair event serves as an excellent opportunity to truly make a difference in our community. The funds raised this year will help purchase teacher classroom supplies, promote literacy, expand school libraries and provide advancements in technology as well as many other PTO sponsored student activities.

North Liberty Elementary School- PTO

Fun Fair Theme:

Candy Land

We Just Love Spring!! The sun is shining snow is melting and FUN FAIR is right around the Corner!! **APRIL 12, 2019**

That means it is Raffle ticket time. Last year was a huge success thanks to all the wonderful students, parents, staff and community members!! With your support and the wonderful prizes for the raffle this year, 2019 will be an even bigger success!

Unfortunately this year will be different in regards to selling raffle tickets, due to State Gambling License requirements. We can no longer send tickets home with the students.

Important change to take notice!

IF parents would like to sell raffle tickets you may come into the office and pick them up or fill out the bottom portion of this sheet. The tickets will be sent home with your child.

SELL—SELL- SELL-SELL-SELL-SELL-SELL-SELL

Tickets are \$1 each or 6 tickets for \$5



Prizes include RCA 50" 4k Ultra HDTV, Razor Power core 90 Electric Power Scooter, Fire Stick with Alexa, and the Echo Dot 2nd Generation, and of course Cash Prizes

Proceeds from the sale of Raffle Tickets and FUN FAIR goes back to the school, students and classrooms in various ways. We support literacy projects, summer reading, blessing in a backpack, and many other PTO sponsored events. If you have any questions, please email us at nlespto@gmail.com

PARENT TICKET REQUEST

Parent Name _____

NAME OF STUDENT _____

HOMEROOM TEACHER _____

How Many Sets (Set of 24 Tickets=\$20) _____

We HAZ JAZZ!

Exploring the History of America's Own Music

Jazz is America's music. It started in New Orleans mixing western harmonies with the rhythms of Africa. It moved up the Mississippi on the river boats of the early 1900s to cities like Kansas City and Chicago. It spread like wildfire from the rivers and fields to the big cities like New York in the 1920s, 30s and 40s, to the west coast shortly thereafter and eventually all over the world. It is the only music born here in the United States. We haz it, and everybody wants it!

Thurs. May 2nd
Spring Music Program
7:00 pm
Grades 4th, 5th, & 6th



WE HAZ JAZZ! is a musical designed to take young people on an enjoyable journey into this exciting new musical world. They will do this not only by studying but, in time, doing jazz. We hope that it will begin an adventure that continues to grow as they develop an awareness and love of this great American treasure.

“We Haz Jazz”

**All 4th, 5th & 6th Graders
Spring Music Program
Thurs. May 2nd
7:00 p.m.**

All 4th, 5th, & 6th grade students are in the spring music program. They have been busy learning about “Jazz” and are excited about the show.

Here is some information about the show and the performance.

4th grade student's should wear a Purple shirt and blue jeans.

5th grade student's should wear a Green shirt and blue jeans.

6th grade student's should wear a Black shirt and blue jeans.

All other characters will be instructed as to what to wear for the performance.

Students should arrive at 6:45 the night of the show.

We all look forward to presenting this Jazz Musical to you on Thurs. May 2nd at 7:00 p.m. and the morning of May 3rd at 8:30 a.m..

Cathy Burnett NLES Music Director

Stephanie Reynolds
College & Career Counselor
North Liberty Elementary
Walkerton Elementary
Urey Middle School
sreynolds02@jgsc.k12.in.us



When students enter 6th grade, they learn all about the 16 National Career Clusters to help them explore all the cool opportunities out there for them in the world of work! You can help them learn about each career cluster by trying fun activities for each cluster.

Agriculture, Food, & Natural Resources

- Set up a Veterinarian office
- Help clean/groom a dog
- Plant flowers
- Inspect plants, fruits, & vegetables
- Compare soil types
- Pick up litter or landscape school grounds
- Measure plant growth and changes
- Visit a farm, park, or animal shelter

Architecture & Construction

- Build with blocks
- Build with mini marshmallows and toothpicks
- Draw a map of school, room, neighborhood,
- Use pretend tools
- Show real tools

Arts, A/V Technology & Communications

- Create photo art
- Create a sculpture out of clay
- Create a family news show /newspaper
- Visit a newspaper publishing office
- Paint a picture/make a book

Business, Management & Administration

- Practice Keyboarding
- Interview others about careers
- Have a business dress up day
- File and classify items such as paperclips etc.

Education & Training

- teach a lesson
- create lesson plans
- grade each other's papers
- Interview a teacher
- teach a special skill to class
- Pair older child with younger child as tutors

Finance

- Take turns counting money for ice cream/ lunch each day
- Create pretend check books
- Set up budget
- Set up a pretend bank for rewards

Government & Public Administration

- Create a pretend post office
- Create a proposed school addition plan for fun such as a "water park", theme park, carnival area, sports center, etc.
- Run a mock campaign for different types of snacks/ice cream choices to have in the house

Health Sciences

- Learn about the body
- Measure each other's height, weight, shoe size, record eye color, hair color, etc.
- Teach basic first aid
- Set up a microscope to view skin cells, hair, fibers, etc.

Hospitality & Tourism

- Look at brochures from a travel agency
- Plan a pretend trip/restaurant
- Discuss travel destinations

Human Services

- Make cards for a nursing home/serve food at shelters
- Discuss bullying/conflict resolution strategies

Information Technology

- Have child share their favorite games
- Take apart an old computer
- Create a pod cast or website

Law, Public Safety, Corrections & Security

- Learn about local fish and game laws
- Play detectives to solve pretend mysteries with real evidence
- Visit fire/police departments

Manufacturing

- Investigate the way common items are made such as crayons, paper, chalk, pencils (videos are usually available at public libraries)
- Talk about packaging
- Discuss different materials that make up items such as plastic, steel, gold, etc.

Marketing, Sales & Service

- Create a video commercial
- Draw an advertisement
- Arrange silk flowers
- Have a bake sale
- Make jewelry out of beads, leather, etc. •Create a hair salon stylist shop
- Make over a room
- Design school spirit wear

STEM: Science, Technology, Engineering & Math

- Conduct simple science experiments for kids www.sciencemadesimple.com/
- Make a map of the stars
- Learn about different kinds of engineers

Transportation, Distribution, & Logistics

- Create hands on transportation centers with toy vehicles
- Create a play train station, marina, airport using play schedules, tickets, announcements etc.
- Visit transportation centers
- Learn about subways/shipping centers

**HAVE FUN
EXPLORING THE...**



Summer Enrichment 2019

Dear parents,

Registration for Summer Enrichment is just starting. Enrichment will be held at Walkerton Elementary from Monday June 3rd to June 28th. This is to coincide with the 4 weeks of Summer School in June. We will be **closed** over the week of July 4th again this year. The second session will be at North Liberty Elementary from July 8th to Friday August 9th. Summer Enrichment program will be from 6:00am until 6:00pm. If your child is involved in other programs held at WES ,during Summer School only, and would like to join ours after they are finished in the AM arrangements may be made through Mrs. Charman Dreessen. Part time enrollment is available at 3 days a week. **I do not accept kids for just the field trips only.** The cost of the program will be \$20 a day along with a \$10 registration fee. Registration fee is due by May 10, 2018 to guarantee a spot; if the program is not full by May 17 registrations will still be accepted. Payments are to be paid the beginning of each week during the enrichment.

A few of the Field Trips planned: Bowling/Michigan City Lighthouse Museum
Splash Pad Walkerton/NL
Blueberry picking/Potato Creek

Sincerely
Charman Dreessen

Childs' name_____

Age_____ Grade just finished_____

Parents' Name_____

Address_____

Phone:_____ Work Phone_____

Emergency Contact (name) _____

(other than parent)

Emergency Phone_____

Allergies_____

Dentist (name & phone)_____

Doctor (name & phone)_____

NEW!

ILEARN Assessment Information for Families



5

Key Points for Families to Understand About Indiana's New Assessments



*“Educator-Created;
Student-Centered”*



1. What is ILEARN?

ILEARN is Indiana's **new online computer-adaptive assessment** designed to **measure your child's proficiency** of the Indiana Academic Standards in Grades 3–8, Biology and U.S. Government. ILEARN fulfills both state and federal legislative requirements as the accountability assessment for Indiana students.

| Subject | Grade(s) |
|---|----------------|
| ILEARN English/Language Arts | Grades 3–8 |
| ILEARN Mathematics | Grades 3–8 |
| ILEARN Science | Grades 4 and 6 |
| ILEARN Social Studies | Grade 5 |
| ILEARN Biology End-of-Course Assessment (ECA) | High School* |
| ILEARN U.S. Government End-of-Course Assessment (ECA)(optional) | High School* |

*Taken at the end of the course, regardless of grade level.



2. What is a computer-adaptive assessment and how does it benefit my child?

Computer-adaptive assessments adapt to each student's mastery of the content throughout the assessment. Every time a student answers a question, his or her response helps determine the next question presented. **The difficulty of the test will adjust to each student's skills**, providing a better measure of what each student knows and can do.

- ILEARN is a computer-adaptive assessment. For more information about computer-adaptive assessments, visit: <https://www.doe.in.gov/assessment/assessment-literacy>.



5. When will I receive score reports about my student's performance on ILEARN?

- Schools can access final scores and score reports on August 15, 2019 in the Online Reporting System. Beginning in 2019–20, reports will be available to schools within 12 days of students testing.
- Reports provide a scale score as an indication of overall student achievement in a grade level, as well as several subscores.
- Parents and guardians may request rescoring of open-ended items through the local school.



3. How does ILEARN support all students?

The **new online testing system** is **easy to use** and is more accessible to students who require **features or accommodations** while testing. New tools and resources are available to help students show what they know.

- Built-in glossaries allow students to select unfamiliar words and read their definitions. Glossaries are available in English, Arabic, Burmese, Mandarin, Spanish, and Vietnamese.
- Students are provided with authentic tools, such as spell check, a dictionary, and a thesaurus for use when responding to the writing task.
- The Desmos calculator (provided for Mathematics Grades 6–8) is available for students to practice using free of charge at: [desmos.com](https://www.desmos.com).
- Spanish translations (stacked over the English version) are available for Mathematics, Science, and Social Studies.



4. What resources are available to help prepare my child for ILEARN?

- Indiana's Released Items Repository allows students to interact with released items and try some of the tools and features at: <https://www.doe.in.gov/assessment/ilearn-sample-items-and-scoring>.
- Indiana's ILEARN Portal provides information and resources for understanding the assessment at: <https://ilearn.portal.airast.org/>.
- The ILEARN for Families website answers questions about ILEARN at: <https://www.doe.in.gov/assessment/ilearn-families>.

Contact us at: INassessments@doe.in.gov with questions.


StoryWalk

MARGRET & H.A. REY'S

Curious George Plants a Tree

Saturday
April 27th

Anytime between
10:00- noon



Follow the map to page locations with
activities or treats.

*Map pickup at Over the Top Bakery

Home & School

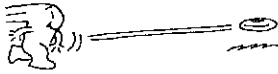
CONNECTION®

Working Together for School Success

April 2019

North Liberty Elementary
Melanie Heiser, Counselor

SHORT NOTES



D.E.A.R. Day

This April 12, celebrate Drop Everything and Read Day with a reading campout—or “camp-in.” Pitch a tent in the backyard, or let your youngster make a living room fort. Then, take turns reading aloud, read silently together, or do both.
Idea: Encourage regular reading by making D.E.A.R. a monthly tradition.

DID YOU KNOW?

Spending time outdoors can build your child's observation skills. Play “I Spy” with clouds (“I spy a cloud that looks like a rabbit”) and see who else can spot it, too. Or take a walk with a magnifying glass, and have your youngster look closely at plants and animals.

Online homework

If your youngster does homework online, you may wonder how to support him. Just like with pencil-and-paper assignments, invite him to explain his homework to you, and ask to look over his finished work before he sends it. Also, make sure he closes tabs he's not using for assignments so he doesn't get distracted.


Worth quoting

“The shortest way to do many things is to do only one thing at a time.”
Richard Cecil

JUST FOR FUN


Q: What's black, white, and red all over?

A: A zebra with a sunburn.



Being responsible

Megan keeps up with her homework and is always ready for soccer practice on time. The reason? She has learned about responsibility from a young age. Consider these hands-on ways to help your youngster be responsible, too.



Part of the team

Show your child that everyone's responsibilities matter. Have her cut bookmark-sized strips of paper and write a family activity on one (eating dinner). On the others, she should write jobs that make it happen (plan the meal, buy groceries, cook, set the table). Now let her link the strips to make a chain. She'll see that dinner relies on everyone doing their job!

Around the clock

Help your youngster get in the habit of handling her responsibilities on time. Let her draw a clock on paper or poster board and add sticky notes labeled with

daily tasks. She might put “Homework” at 4 p.m. and “Walk the dog” at 7 p.m. Have her post the clock in a visible spot as a reminder.

Caught in the act

“Catch” your child being responsible, and tell her you noticed. (“That was responsible of you to throw away your trash.”) You could even snap photos of her responsible behavior (say, making her bed) and hang them on the refrigerator. Seeing the photos will inspire her to continue being responsible. ♥

Review report cards

When your child's next report card arrives, use it to encourage him to finish the school year strong. Try these strategies for discussing it.


1. Give your youngster and his report card your full attention. For example, find a quiet spot, put away your phone, and turn off the TV.
2. Find reasons to high-five your child. Maybe he brought up his writing grade or the teacher commented on how well he gets along with classmates.
3. Talk about ways he could improve. If his math grade dropped, he might double-check work for careless errors. Or if he needs to be more organized, share strategies you use, like keeping office supplies in different-sized containers. ♥



Build a rich vocabulary

Where will your child hear the word *stethoscope*? What synonym could he use for *hilarious*? Hearing and saying words in context is a good way for your youngster to learn and remember them. Consider these ideas to improve his vocabulary.

Match places with words. Ask your child to name a place in your community (*bakery, swimming pool*). Take turns saying a word you might hear or say there. When you run out



of familiar words (*doughnut, swim*), try to come up with less common ones (*aroma, chlorine*). The last person who thinks of a word picks the next location.

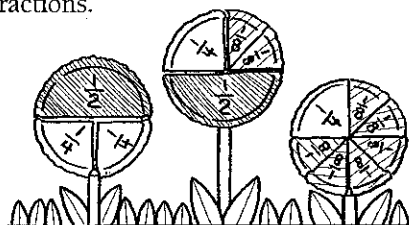
Use synonyms. Hold a conversation full of synonyms—words with similar meanings. Your youngster might say, “The *funniest thing* happened in the *cafeteria* today.” Then, go back and forth, replacing as many words as possible with synonyms. Examples: “What *hilarious incident* occurred in the

lunchroom?” or “I love it when *comical events* transpire in the *canteen*!” Tip: Keep a thesaurus or dictionary handy to find new synonyms. ♥

ACTIVITY CORNER

Fraction flowers

Spring is in bloom—and so are these “flowers” that let your youngster explore fractions.



1. Have your child color three paper plates, each a different color.
2. She can use a ruler and marker to draw lines dividing the plates into fractions—one into halves, another into fourths, and the other into eighths.
3. Ask her to label each “petal” with its fraction ($\frac{1}{2}$, $\frac{1}{4}$, $\frac{1}{8}$) and cut the plates apart on the lines.
4. Now let your youngster see which fractions are *equivalent*—or represent the same parts of a whole—by creating flowers with different color petals. For example, if she glues a purple half and two orange fourths onto a new plate, that’s a whole flower ($\frac{1}{2} + \frac{1}{4} + \frac{1}{4} = 1$). ♥

OUR PURPOSE

To provide busy parents with practical ideas that promote school success, parent involvement, and more effective parenting.

Resources for Educators,
a division of CCH Incorporated
128 N. Royal Avenue • Front Royal, VA 22630
800-394-5052 • rfecustomer@wolterskluwer.com
www.rfeonline.com

ISSN 1540-5621

PARENT TO PARENT


Teachable moments

During a recent game of disc golf at a local park, our family had some fun conversations—and I think my daughter Esme learned a lot, too.

It started when Esme said she was going to “toss the Frisbee.” I pointed out that the disc wasn’t actually a Frisbee! I explained that *Frisbee* is a brand name that people use generically. Soon we were naming all sorts of products like that, such as inline skates (*Rollerblades*) and ice pops (*Popsicles*).

Then, as we played, Esme asked why there were three different types of discs in the game. That led us to a conversation about engineering, as we examined the discs and talked about how their designs affect how far, fast, or straight they fly.

All this made me realize that simple family outings can be learning opportunities! ♥



Q & A

Handling complaints

Q: My son has been complaining a lot lately, even about little things.

For example, he’ll gripe if we’re out of his favorite cereal or his sister moves his backpack. How can I handle this?

A: Try acknowledging your son’s feelings in a calm, upbeat voice. Then, encourage him to find a solution. You might say, “I know you’re disappointed about your cereal. What could you eat instead?”



Resist the urge to say, “That’s nothing to complain about,” which can discourage him from expressing his feelings. Instead, brainstorm ways to “flip” his thinking. For instance, he could say, “I

have cereal every day, so it might be nice to eat something different.”

With practice, he’ll get out of the habit of complaining—and make life more pleasant for everyone. ♥

APRIL | 2019

North Liberty Elementary School



MONDAY

TUESDAY

WEDNESDAY

THURSDAY

FRIDAY

| | | | | |
|--|---|--|--|--|
| 1 Chicken Quesadilla Green Beans* Baby Carrots* Ranch Cup Applesauce* Banana* | 2 "Nacho Tuesday" Taco Meat*, Tortilla Chips*, Sour Cream, Shredded Cheese, Salsa*, Jalapeno Slices* Refried Beans* Diced Peaches* Luigi's Sorbet* | 3 Meatloaf Sandwich Scalloped Potatoes* Garden Bar* Mixed Fruit* Apple* | 4 Hotdog* with bun Celery* with Peanut Butter* Baked Beans* Pineapple Tidbits* Orange* | 5 Chicken* Fajita Peppers and Onions* Spanish Rice Broccoli* Diced Pears* |
| 8 BBQ Rib Sandwich Waffle Fries Capri Blend Veggies* Applesauce* | 9 Chicken Alfredo Garlic Twist Breadstick Corn* Green Beans* Diced Peaches* Apple* | 10 Wild Mikes Pizza Cheese or Pepperoni Garden Bar* Mixed Fruit* Baked Cinnamon Apples* | 11 BBQ Chicken Sandwich Baked Beans* Mashed Potatoes* Pineapple Tidbits* Chocolate or Vanilla Pudding | 12 Macaroni and Cheese Dinner Roll Baby Carrots* Broccoli* Diced Pears* Orange* |
| 15 "Breakfast for Lunch" Scrambled Eggs Confetti Pancakes Potato Smiles Celery Sticks* Applesauce* | 16 "Taco Tuesday" Taco Meat*, Tortilla Shell, Shredded Lettuce*, Shredded Cheese, Diced Tomatoes* Refried Beans* Corn* Diced Peaches* | 17 Pepperoni Calzone Marinara Sauce* Garden Bar* Green Beans* Mixed Fruit* Apple* | 18 Popcorn Chicken Honey Corn Biscuit Crinkle Cut Fries Baby Carrots* W/ Ranch* Pineapple Tidbits* Strawberries* | 19 Personal Pizza Broccoli* Cauliflower* Diced Pears* Orange* Spring Party Ice Cream Cup |
| 22 Pulled Pork Sandwich Coleslaw* Baked Beans* Applesauce* Sun Chips | 23 Chicken Patty W/ WG Bun Mixed Veggies* Garden Bar* Diced Peaches* Apple* | 24 Pasta W/ Meat Sauce Garlic Toast Broccoli* Mixed Fruit* Gelatin Cup* | 25 Philly Cheesesteak* On WG Sub Bun Potato Wedges Capri Blend Veggies* Pineapple Tidbits* Orange* | 26 Mini Corn Dogs Celery Sticks* Peanut Butter* Roasted Baby Carrots* Diced Pears* |
| 29 "Breakfast for Lunch" Apple Frudel Turkey Sausage Links* Tater Tots Applesauce* | 30 Chicken Fingers Garlic Twist Breadstick Broccoli* Corn* Diced Peaches* | 1 1 | 2 2 | 3 3 |

News

Reduced price \$0.40
Full Price \$2.10

All meals come with
choice of low fat or fat
free 8-ounce milk

Each student must
take at least 3 items
and at least 1 must be
a fruit or vegetable.

Any item marked with
an * indicates that it
is gluten free.

Parents please check
your
myschoolbucks.com
account and add your
email address if it is
not there. There are
MANY that did not roll
over this year.

APRIL | 2019



Breakfast at Walkerton, North Liberty & John Glenn

MONDAY

TUESDAY

WEDNESDAY

THURSDAY

FRIDAY

| | | | | |
|---|--|---|---|--|
| 1 Pancake Wrap Fruit Fruit Juice | 2 Scrambled Eggs WG Toast Fruit Fruit Juice | 3 Blueberry or Banana Muffin Cheese Stick Fruit Fruit Juice | 4 Chocolate Chip Mini Pancakes Yogurt Fruit Fruit Juice | 5 Yeast Donut String Cheese Fruit Fruit Juice |
| 8 Cheese Omelet WG Toast Fruit Fruit Juice | 9 Cinnamon Sugar Bosco Sticks Fruit Fruit Juice | 10 Biscuit & Gravy Fruit Fruit Juice | 11 French Toast Sticks Fruit Fruit Juice | 12 Mini Donuts Chocolate or Powdered Sugar Fruit Fruit Juice |
| 15 Dutch Waffle Yogurt Fruit Fruit Juice | 16 Breakfast Pizza Fruit Fruit Juice | 17 Cinnamon Blueberry Twisted Breadstick Fruit Fruit Juice | 18 Egg & Cheese Muffin Fruit Fruit Juice | 19 Yeast Donut String Cheese Fruit Fruit Juice |
| 22 Pancake Wrap Fruit Fruit Juice | 23 Scrambled Eggs WG Toast Fruit Fruit Juice | 24 Blueberry or Banana Muffin Cheese Stick Fruit Fruit Juice | 25 Chocolate Chip Mini Pancakes Yogurt Fruit Fruit Juice | 26 Cherry Strudel Fruit Fruit Juice |
| 29 Cheese Omelet WG Toast Fruit Fruit Juice | 30 Cinnamon Sugar Bosco Sticks Fruit Fruit Juice | | | |

News

Reduced price \$0.30
Full Price \$1.85

All meals come with
choice of low fat or fat
free 8-ounce milk

Each student must
take at least 3 items
and at least 1 must be
a fruit.

Assorted cereal is
offered everyday as
well.

Parents please check
your
myschoolbucks.com
account and add your
email address if it is
not there. There are
MANY that did not roll
over this year.