



# SHAMROCK SHOUT OUT

## April 2018



### IMPORTANT EVENTS FOR APRIL

10<sup>th</sup>...JGSC Board Meeting 7 PM  
11<sup>th</sup>...PTO Meeting 3:15 Library  
11<sup>th</sup>...Band Concert 6 PM JGHS Auditorium  
13<sup>th</sup>...Fun Fair 5-8 PM

20<sup>th</sup> & 23<sup>th</sup>...School is in Session  
16<sup>th</sup>-May 4<sup>th</sup>...ISTEP+ Testing Window Gr. 3-6  
24<sup>th</sup>...JGSC Board Meeting 7 PM  
27<sup>th</sup>...Progress Reports emailed

### CALLING ALL OUTSIDE - DISTRICT STUDENT REQUESTS FOR 2018-2019

We ask that all families living outside of the John Glenn School Corporation fill out the 2018-2019 request to attend school for next year. Follow these steps: 1. Go to <http://www.jgsc.k12.in.us/> and below the address has information or click on link to complete [this form](#) (you can click on "this form" as well)

### NLES 2018 Down On The Farm!

Mark your calendar for April 13 from 5:00-8:00 PM. NLES PTO parents and staff volunteer their time and efforts to help raise funds for all the wonderful events and initiatives we offer to our Shamrock students. Keep selling the raffle tickets. Contact Mrs. Beeney in the office if you need more tickets. Wristband Kickoff is underway for \$15, which includes all games with the exception of the Photo Booth, Ken's Balloons, and Cotton Candy. You may purchase wristbands and tickets in the NLES Office April 2-13. Tickets also on sale the night of Fun Fair. Shamrock basket raffles will also be on sale that night – make it easy and bring your address labels for easy contact.

### Young Author Awards!

Congratulations to our Marshall County Reading Council, Young Author's Conference Writing Contest Winners:

**2nd Grader Miss Charlotte Philips in Mrs. Anderson's class.** She wrote a fantastic story about two owls, Oscar and Ella, and their nocturnal sleeping habits. **5th Grader, Liriel Geist in Mrs. Smith's class.** She wrote an interesting story about an orphaned baby fox that was adopted and cared for by children.

### Congratulations to NLES Robotics Teams!

Four Robotics teams competed in the State Robotics Tournament and showed Shamrock Pride! The NLShamrock-GirlPower (All girl team Coach Sweet, Madysen Whitmer, Luccia Hildreth, MaKinzie Kline, Elizabeth Sweet, Eli Lang, Hannah Thomas, Logan Richie, Kylie Scope, McKinley Platz, and Rylee Johnson) performed well and even got a picture with our State Superintendent Dr. Jennifer McCormick. NLES RoboRingStackerz (Coach Braun, Sam Hodges, Brody Chapman, Ben Katowich, Ian McNeil, Carter Dupont, AJ Braun, and Joey Shoue), BlueTech (Coach Traub, Nathan Matanic, Ethan Giszewski, Dylan Albright, Ryder Patrick, Landon Johnson, Marshall Platz, and Chase Miller), and RoboRingMaster (Coach Stafford, Hayden McCurdie, Michael Braun, Alex Stuber, Michael Solymosi, Zach Litteral, Jack Laskowski, and Aiden Swank) all qualified for the finals with RoboRingMaster ranked 1<sup>st</sup> going into the finals. Top 5 places in the finals qualify for Worlds in Louisville, KY. RoboRingStackerz placed 6<sup>th</sup> in their division. Bluetech and RoboRingMaster both placed 4<sup>th</sup> in their division specific division qualifying them for the Worlds! Congratulations! Both teams will compete in Louisville April 29 - May 1 to take on other teams from all around the WORLD!

### Blessing in a Backpack – Rise'n Roll Fundraiser

Blessings in a Backpack will be doing their 4th annual Mother's Day weekend fundraiser. Product catalogs will be sent home in backpacks mid-April. Donuts, cinnamon rolls, apple fritters, cookies, pies, crunches, granola bars, and cream cheese muffins are back. **NEW ITEMS** this year include: Sweet breads, jar goods, cakes, butter, and cheese! Contact Julie Brinkhoff or Tracie Patrick for more information.

### Coke Caps and Plastic Caps

Thank you to Julie Brinkhoff and parents Chuck and Janet Houser for picking up around 3,500 lbs. of plastic caps to be delivered and turned into benches and picnic tables. Ms. Marks and 6<sup>th</sup> grade students coordinate this wonderful program. The Houser/Brinkhoff family also support our school with COKE Caps that are turned in for \$ for the school. Each cap code is worth 5 cents. As we all know, little things can add up quickly and earn a good amount of money to be used for various school programs. Turn in the COKE plastic caps separately in a bag. Although our kids sift through bags to find them it is much easier this way. Thank you Houser and Brinkhoff family!

Braxten Whitmer – First Grade

Third Place Ribbon –Eric Carle Painted Paper Bear



Will Tiffany – First Grade

First Place Ribbon – Van Gogh Starry Night

Crayon Resist/Watercolor and Silhouette



Koda Nimon – Third Grade

First Place Ribbon – Birds in Birch Painted Paper Collage



Kenzie Chizum – Third Grade

Third Place Ribbon – Pop Art Landscape Watercolor




Nathan Matanic – Sixth Grade

Second Place Ribbon – Drawing







Kassidy Tibbs – Fourth Grade

Third Place Ribbon – Monochromatic Tints and Shades with Silhouette

Zach Litteral – Sixth Grad

Second Place Ribbon – Clay Castle Keep



Gabriella Ziolkowski – Sixth Grade

First Place Ribbon – Clay Castle Keep

Sophia Romer – Sixth Grade

Third Place Ribbon – Clay Castle Keep



Thank you to the over 300 students in KDG thru 6<sup>th</sup> grade who participated in the annual Tri Kappa Fine Arts Festival! Your entries were a special addition to the show and were appreciated by everyone who came to see them. A big thank you to students above being recognized and ALL our artists who expressed themselves so creatively every week!

Ms. Sumpter

NLES Art



# The Swoop Scoop

"Swoop" is a nickname for our Title I Program. Students in grades K-3 may qualify for extra reading support each semester thanks to a federally funded program for which JGSC qualifies.



Swoop Groups are busy Mondays through Fridays! Mrs. Weiss travels between two schools to work with our teachers and Swoop aides. Our incredible instructional aides work within K-3rd grade reading classes offering extra help for reading. Some students work in the Swoop room in the afternoons for half hour periods. The students work in consistent small groups with reading lessons led by the instructional aides.

As part of our Read Across America Celebration, our Swoop Crew made a map of BOOKS! Each book pictured is set in the state where it is placed. How many have you and your children read? We all enjoyed the classroom book banners hung for the week, too. (Hope you saw all the classroom banners; they were great!)



## Marshall Co. Reading Council Young Authors' Conference

Mark the calendar: Author Ashley Wolff will be at the annual MCRC Young Authors' Conference 6:00 pm on Thursday, April 12 at Menominee School-815 Discovery Lane, Plymouth. Our staff helps with this event and ALL our JGSC students are welcome. Read Ms. Wolff's books ahead of time, (our school library and the public library have them!) and enjoy the FREE event together!



You are your child's most important teacher! Thank you for your support and teamwork!

~ Mrs. Weiss, Title I Teacher ~



# READ ACROSS AMERICA FAMILY NIGHT

Thank you to the families who joined us on March 6 for our Read Across America Family Night. What fun students and parents had with the make and take games, creating USA hats, and doing the Mystery Pics! The Scrambled States of America book rounded out a VERY patriotic evening.! The all-American snacks of hot dogs, apple and cherry pie, and chips sure hit the spot. Special thanks to our VOLUNTEERS--our amazing staff! Here are a few pics, and there are many more on the NLES facebook page. :)



Next Swoop Night will be  
May 15 ~ 6pm-7:30pm

Please join us for Swoop Family Night. The whole family is invited! From books to games to hands on activities, this evening is sure to bring plenty of smiles! Snacks provided, too. Thanks to our TI grant, there is no cost to families for this event. :)




You are your child's most important teacher! Thank you for your support and teamwork!  
~ Mrs. Weiss, Title I Teacher ~

# Gym-NEWS-ium

## Fun Fair Gaga Ball???

Gaga is a fast paced, high energy sport played in an octagonal pit. The more players, the better! This year, we will be playing Gaga Ball at the NLES Fun Fair coming April 13th. The game is played with a soft ball, and combines the skills of dodging, striking, running, and jumping while trying to hit opponents with a ball below the knees. Players need to keep moving to avoid getting hit by the ball. Fun and easy, everyone gets a serious workout. I believe this has become one of the NLES students' favorite PE games and everyone enjoys it thoroughly. Come to the back gym on April 13th and see why the kids have SO MUCH FUN playing Gaga Ball!!!



## Coming Soon—NLES Ninja Gym!!!



NLES will soon be growing our own American Ninja Warrior obstacle course. The course will be housed in the back gym and will include our new climbing wall as one of the obstacles. The plan being developed will not disrupt the original purpose of the gym. Obstacles like those seen here are going to be added to the walls and ceiling each year using our PE fundraising money. All of the items marked with a CHECK have been purchased and are awaiting installation in the Back Gym.



### K & 1st Climbing Wall Introductory Activities

Level 1 activities help students become acquainted with the NLES climbing wall.

- ◇ Students learn to traverse across the wall by walking and placing hands on the wall.
- ◇ Students climb up and down a single wall panel learning to coordinate hands and feet.
- ◇ Students climb up and down each of ten wall panels, experiencing a new pattern each time.
- ◇ Students climb up one wall section, traverse across to another section and then climb down.





# \$5 T-Shirt

Live Printing!!!

Join us at the Fun Fair  
to have your t-shirt  
printed for  
ONLY 5 dollars!!

Have you ever wondered how those  
designs get printed on your shirt?  
Bring \$5, pick your design, and watch  
your shirt be made!

You may also pre-order a shirt at  
this low price for a later delivery

\*\*Black t-shirt designs will be  
available at Fun Fair.

Red and Green designs through  
pre-order ONLY\*\*



Any questions?

Email: [kgibson1@jgsc.k12.in.us](mailto:kgibson1@jgsc.k12.in.us)





ORDER FORM on BACK

All order forms due April 6

Proceeds Support NLES Literacy

# \$5 T-Shirt

Name \_\_\_\_\_ Phone # \_\_\_\_\_  
 Grade/Homeroom Teacher \_\_\_\_\_

YS, YM, YL, AS, AM, AL, AXL, 2x and up + \$2	Falcons 	Falcons Be the Change 	Shamrocks Be the Change 	Shamrocks 	
	Red or Black Shirt Color	Red or Black Shirt Color	Green or Black Shirt Color	Green or Black	Price
					Total:





**A MUSICAL ABOUT TAKING RISKS AND TAKING FLIGHT!**

By John Jacobson and John Higgins

**SPRING MUSIC PROGRAM**

Thurs. May, 10

7:00 p.m.

Grades 1, 2, & 3<sup>rd</sup>

# Cake Walk 2018

*We are in need of baked goods for the Fun Fair. Baked good donations will be accepted on April 12th–13th starting at 8:00 a.m.in the office. Each baked good donated to the cake walk will be rewarded with 2 game tickets! Attach the paper below to each item with ALL information completed, and tickets will be distributed before the end of the school day on April 13th.*

*If you have any questions contact the 4th grade teacher Mrs. Kosinski, Mrs. Hoppe or Mrs. Marks.*

-----

*Student Name* \_\_\_\_\_

*Grade* \_\_\_\_\_

*Homeroom teacher* \_\_\_\_\_

*Student Name* \_\_\_\_\_

*Grade* \_\_\_\_\_

*Homeroom teacher* \_\_\_\_\_





## Ways to Help Your Student Become Organized

Organizational skills are vital for success in school and in life. You can help your child become more organized by putting routines and systems in place. Here is a list of strategies that you can use to help your child become more successful through organization!

### Checklists/To-Do Lists

Checklist/to-do lists can be used for and to remember:

- assignments
- household chores
- important dates
- materials they need to bring to school/activities

### Break tasks into smaller parts

Breaking tasks or assignments into sections makes it more manageable for your student. Give tasks, such as chores and homework assignments, a beginning, middle, and end to make them feel less overwhelming.

### Organize/order homework assignments

Have your child number assignments in the order in which they need to be done, but make sure they do not start the biggest assignment last.

### Study space

Make sure your child has a consistent study area, with access to supplies and materials. Their study space should be quiet, with few opportunities for distractions. If your child is young, make sure their study space is near you, this will help you keep track of their development.

### Create weekday study times

Try not to schedule study times directly after school because students benefit from having time to relax before engaging in more academic work. Make sure to include your child in the decision making process for study times, this not only helps your child to develop decision making skills, but it also gives your child a sense of importance. If your child does not have homework, the study time should still be used to read, study, or work on a project.

### Help your students stay organized

It is important for your child to keep their backpack neat. Have your student organize their backpacks and folders weekly. This will help them keep track of all of their assignments and feel less cluttered.

### Family schedule and calendar

Try to establish a family schedule and calendar. This will help your child stay on task at home and prevent you from overscheduling. Also encourage your child to create their daily schedule so it is easier for them to stay on task.

You can do this by establishing a regular schedule that includes:

- dinner time
- homework time
- free time
- bedtime

You can also keep a family calendar that has:

- family commitments
- daily schedules
- extracurricular activities
- days off school/work
- due dates for important assignments/exams
- major events

### Prepare for the next day

Have your child get their clothes ready and pack their book bags the night before school. Not only will this prevent students from forgetting necessary materials, but it will also keep students from rushing in the morning.

### Provide necessary support and rewards

Make sure to monitor and assist your child in the development of organization skills. You can do this by teaching/modeling good organizational skills and giving your child reminders about filling in their calendars, daily schedules, and to-do lists. Also, reward systems are a great way to promote your child's organizational development

### Sources

C. (1999). *Tips for Developing Organizational Skills in Children*. Retrieved March 15, 2018, from <http://www.ldonline.org/article/108>



**Stephanie Reynolds**  
College & Career Readiness Counselor  
WES/NLES/Urey  
sreynolds02@jgsc.k12.in.us

Hey SHAMROCK Families,

Thank you for partnering with us to help your student(s) be college and career ready. Here are some activities you can do with your child(ren) to continue a conversation about what they want their future to look like. **HAVE FUN!!**

Have your child(ren) fill out this worksheet and then talk about it:)

**Interactive websites all  
about careers!**

# CAREERS

When I grow up I want to  
be a...

I am proud of  
myself when...

I am choosing this  
career because...


Three things I  
am good at  
are...

**MY FUTURE  
CAREER**

**Drive of your life**, an interactive game from the Indiana Youth Institute, lets students custom-design their own car by answering questions about their personal interests, getting a list of careers that match those interests, and then “taking a drive” through each of those careers. Along the way, they meet real people via video working in those careers—learning about daily work life and the skills and education required.

**Kids.gov**, the US government’s official web portal for kids, provides an A–Z listing and links to more than 50 different career videos as well as interviews, games, and general career information. But watch out! This site is so rich in resources that you and your student could spend hours exploring everything from careers in brain Imaging to police dog training.

**CHECK OUT THESE BOOKS !!**





# North Liberty Youth League

## Registration for NEW AGE GROUPS

**T-Ball** 4-6 yrs. old                      **Transition** 7-9 yrs old

**Baseball: Minors** 9-11 yrs old    **Majors** 12-15 yrs old

**Softball: Minors** 9-11 yrs old    **Majors** 12-15 yrs old

April 14<sup>th</sup>

VFW Post 1954

10 am to 1 pm

North Liberty

Registration forms available at NLYL.net

\$65 Registration fee for 1<sup>st</sup> child

\$60 Registration fee for 2<sup>nd</sup> child

\$55 Registration fee for each add'l child - in same household

Due to ordering of uniforms, **NO** registrations forms will be accepted  
after **April 18, 2018,**

Volunteers **NEEDED** for:

ALL interested coaches!

Grounds crew and Umpires!!!

Concession stand volunteers!!!

For more information contact:

Andy Tropp 574-377-3557

Sheree Rudecki 574-250-3322

---

**June 2<sup>rd</sup>      First day of ball**  
**Opening Day/Picture Day**

---

## **Trivia Night Fundraiser**

**April 14th @ NL VFW Post 1954**

Doors open at 6 pm – Games start at 7 pm

**\$10/person – contact a board member to reserve your table**

**Silent Auction items & 50/50 drawing**

Bring your own food - Cash bar

North Liberty Elementary

Full \$2.00 Reduced \$.40

All meals include milk



Students must select at least 3 items and 1 of them must be a fruit or vegetable.

Menu is subject to change

Check your lunch account on line at [myschoolbucks.com](http://myschoolbucks.com)

©Horizon Software International



# April 2018



Monday	Tuesday	Wednesday	Thursday	Friday
2	3	4	5	6
Chicken Smackers Dinner Roll Crinkle Cut Fries Peas Diced Peaches	All Beef Hot Dog Baked Beans Corn Strawberries Oven Baked Cheetos	Pork Patty Sandwich Garden Bar Coin Carrots Applesauce	Creamy Chicken Alfredo Steamed Broccoli Roasted Rosemary Potatoes Fruit Choice	Cook's Choice
9	10	11	12	13
Grilled Cheese Tomato Soup Green Beans Diced Peaches	Grilled Chicken Quesadilla Baked Beans California Blend Veggies Side Kickers Slushie	"Nacho Bar" Build your own Nacho Bowl Golden Sweet Corn Fruit Choice	Mini Corn Dogs Roasted Baby Carrots Steamed Broccoli Sun Chips Mix Pineapple	Oven "Fried" Chicken Mashed Potatoes with Gravy Dinner Roll Sweet Peas Fruit Choice
16	17	18	19	20
Chicken Patty Sandwich Broccoli Baby Carrots with Ranch Fruit Choice	"Taco Tuesday" Soft Shell Taco Refried Beans Spanish Rice Fresh Orange	Bosco Sticks Marinara Sauce Garden Bar Fruit Choice Johnny Pop	"Shamrock Bowl" (popcorn chicken, mashed potatoes, corn, gravy & cheese) Italian Blend Veggies Fruit Choice	Hamburger Patty on Bun Tri Tater Orange Medley Juice Green Beans Applesauce
23	24	25	26	27
General Tso's Chicken Brown Rice Broccoli Pineapple/Mandarin Oranges Fortune Cookie	Pulled Pork Sandwich Baked Beans Sweet Peas Fruit Choice	Chicken Tenders Dinner Roll Potato Smiles Garden Bar Fruit Choice	Salisbury Steak Mashed Potatoes Gravy California Blend Veggies Fruit Choice	Pizza Calzone Golden Corn Sweet Potato Waffle Fries Diced Peaches
30	   			
"Breakfast for Lunch" Sausage Patties Mini Waffles w/syrup Baby Carrots Applesauce				

The U.S. Department of Agriculture prohibits discrimination against its customers, employees, and applicants for employment on the bases of race, color, national origin, age, disability, sex, gender identity, religion, reprisal, and where applicable, political beliefs, marital status, familial or parental status, sexual orientation, or all or part of an individual's income is derived from any public assistance program, or protected genetic information in employment or in any program or activity conducted or funded by the Department. (Not all prohibited bases will apply to all programs and/or employment activities.) If you wish to file a Civil Rights program complaint of discrimination, complete the USDA Program Discrimination Complaint Form, found online at [http://www.ascr.usda.gov/complaint\\_filing\\_cust.html](http://www.ascr.usda.gov/complaint_filing_cust.html), or at any USDA office, or call (866) 632-9992 to request the form. You may also write a letter containing all of the information requested in the form. Send your completed complaint form or letter to us by mail at U.S. Department of Agriculture, Director, Office of Adjudication, 1400 Independence Avenue, S.W., Washington, D.C. 20250-9410, by fax (202) 690-7442 or email at [program.intake@usda.gov](mailto:program.intake@usda.gov). Individuals who are deaf, hard of hearing or have speech disabilities may contact USDA through the Federal Relay Service at (800) 877-8339; or (800) 845-6136 (Spanish). USDA is an equal opportunity provider and employer.



John Glenn School Corp

Full \$1.30 Reduced \$.30

All meals include milk



Students must select at least 3 items and must be a fruit.

Menu is subject to change.

©Horizon Software International



# April 2018



Monday	Tuesday	Wednesday	Thursday	Friday
2	3	4	5	6
Breakfast Pizza Fruit 100% Fruit Juice	Scrambled Eggs Nutri grain Bar Fruit 100% Fruit Juice	Assorted Cereal Yogurt Fruit 100% Fruit Juice	Mini Pancakes With Syrup Fruit 100% Fruit Juice	Donut String Cheese Fruit 100% Fruit Juice
9	10	11	12	13
Cheese Omlet Cheddar Goldfish Fruit 100% Fruit Juice	Fruit Muffin String Cheese Fruit 100% Fruit Juice	Assorted Cereal Yogurt Fruit 100% Fruit Juice	Pancake Wrap With Syrup Fruit 100% Fruit Juice	Cinnamon Bagel Fruit 100% Fruit Juice
16	17	18	19	20
Breakfast Pizza Fruit 100% Fruit Juice	Scrambled Eggs Nutri grain Bar Fruit 100% Fruit Juice	Assorted Cereal Yogurt Fruit 100% Fruit Juice	Mini Pancakes With Syrup Fruit 100% Fruit Juice	Donut String Cheese Fruit 100% Fruit Juice
23	24	25	26	27
Cheese Omlet Cheddar Goldfish Fruit 100% Fruit Juice	Fruit Muffin String Cheese Fruit 100% Fruit Juice	Assorted Cereal Yogurt Fruit 100% Fruit Juice	Pancake Wrap With Syrup Fruit 100% Fruit Juice	Cinnamon Bagel Fruit 100% Fruit Juice
30	   			
Breakfast Pizza Fruit 100% Fruit Juice				

The U.S. Department of Agriculture prohibits discrimination against its customers, employees, and applicants for employment on the bases of race, color, national origin, age, disability, sex, gender identity, religion, reprisal, and where applicable, political beliefs, marital status, familial or parental status, sexual orientation, or all or part of an individual's income is derived from any public assistance program, or protected genetic information in employment or in any program or activity conducted or funded by the Department. (Not all prohibited bases will apply to all programs and/or employment activities.) If you wish to file a Civil Rights program complaint of discrimination, complete the USDA Program Discrimination Complaint Form, found online at [http://www.ascr.usda.gov/complaint\\_filing\\_cust.html](http://www.ascr.usda.gov/complaint_filing_cust.html), or at any USDA office, or call (866) 632-9992 to request the form. You may also write a letter containing all of the information requested in the form. Send your completed complaint form or letter to us by mail at U.S. Department of Agriculture, Director, Office of Adjudication, 1400 Independence Avenue, S.W., Washington, D.C. 20250-9410, by fax (202) 690-7442 or email at [program.intake@usda.gov](mailto:program.intake@usda.gov). Individuals who are deaf, hard of hearing or have speech disabilities may contact USDA through the Federal Relay Service at (800) 877-8339, or (800) 845-6136 (Spanish). USDA is an equal opportunity provider and employer.