



SHAMROCK SHOUT OUT

March 2018



IMPORTANT EVENTS FOR MARCH

3rd...5th Gr. A & B Bball Tourney @ NLES
6th...JGSC Board Mtg. 7 PM
9th...Spring Pictures
10th...Robotics Team at State
11th...Daylight Savings Time Begins
12th...7th Gr. Orientation 6 PM
12th-16th...IREAD-3 Testing Window (3rd Gr.)

13th...PTO Meeting 3:15 PM
14th...KDG Round Up 6 PM
16th...End of 3rd Nine Weeks
16th...Shamrock Pride Day
23rd...Report Cards emailed
26th-30th...Spring Break

SHAMROCK PRIDE DAY

March 16th celebrate being a Shamrock by wearing green, NLES Spirit Wear, or anything shamrock. We are celebrating what it means to be a shamrock and how we make North Liberty Elementary School a “great place to learn, teach, lead and succeed”. We show Shamrock Pride in all three areas of our life by taking...

1. Pride in our self
2. Pride in others
3. Pride in our school (community)



Due March 1 - NLES PTO & Student Council Sponsored Shamrock Gram Sale

Shamrock Grams are \$1- one REAL white carnation tipped in green. You may send a completed form & money to the office (form attached). Student Council members will deliver the grams on Friday, March 16 – Shamrock Pride Day! Shamrock Grams can be sent to anyone in any school or office building within JGSC.

Kindergarten Roundup is March 14 @ 6 PM

Please spread the word and share with as many families, day care providers, and preschools in the area. Parents will be presented with KDG information to preregister while incoming KDG students interact with staff in the classroom, sit on a school bus, and get to know their future classmates. Please bring copies of birth certificate, shot records and any preschool progress papers if possible.

CALLING ALL OUTSIDE - DISTRICT STUDENT REQUESTS

We ask that all families living outside of the John Glenn School Corporation fill out the 2018-2019 request to attend school for next year. Follow these steps: 1. Go to <http://www.jgsc.k12.in.us/> and scroll down to the tuition notice and click on link to complete. Web viewers can go directly to [2018-2019 form](#).

NLES 2017 Fun Fair – Down On The Farm!

Mark your calendar for April 13 from 5:00-8:00 PM. NLES PTO parents and staff volunteer their time and efforts to help raise funds for all the wonderful events and initiatives we offer to our Shamrock students. Soon you will see raffle tickets that students are encouraged to sell and return. If interested in volunteering or lending a hand, contact Melinda Frick - ethan_sammy_harley@yahoo.com

Make Up School Days

April 20 and April 23 we will be attending school.

5th Grade Beginning Band Recruitment for next year as 6th graders

During school day - Petting Zoo (both schools, one AM and one PM) TBA

April 25th NLES and WES Evening Instrument Fittings at John Glenn High School times TBA

John Glenn School Corporation

Kindergarten Roundup! Tuesday March 14, 2018

At 6PM

Walkerton Elementary School and
North Liberty Elementary School

Parents will register online and receive an informational packet describing our program.

Please bring:

Your child

Your child's Birth Certificate

Your child's shot records

**PLEASE BRING YOUR KINDERGARTEN
CHILD FOR A TOUR OF OUR BUILDING!**

North Liberty Elementary School - PTO

Fun Fair Theme: Down on the Farm

We Just Love Spring!! The sun is shining snow is melting and FUN FAIR is right around the Corner!! **APRIL 13, 2018**
That Means its Raffle ticket time. Last Year was a Huge success thanks to all the wonderful students, parents and staff and community members!! With your support and the wonderful prizes for the raffle, this year should be an even bigger success!

Enclosed are 24 Raffle Tickets. If each student sells 24 tickets that is a Big Success! Let's go even BIGGER! Let's challenge everyone to sell as many as they can! Absolutely No LIMITS!!! This year let's set a School Goal, If the school sells 12,000 tickets the ENTIRE school gets a pizza party! That is roughly 24 tickets per student.

SELL -SELL-SELL- SELL-SELL-SELL-SELL-SELL-SELL-SELL

Tickets are \$1 each or 6 tickets for \$5

Prizes include Vizio 55" 4k HDTV, Fit Bit, Vizio Sound Bar, Beats Wireless Headphones, Gift Certificate for \$200.00 to Albrights Cycle Shop and Cash Prizes of \$500, \$300, and \$100



Proceeds from the sale of Raffle Tickets and FUN FAIR goes back to the school, students and classrooms in various ways, We support Literacy projects, summer reading, Blessing in a backpack, and many other PTO sponsored events. If you have any questions, please email us at nlespto@gmail.com

Sold your 24 tickets and would like more? Please complete the form attached or send a note to your child's teacher, you can pick more up in the office from Mrs. Beeney

ADDITIONAL TICKET REQUEST

NAME OF STUDENT _____

HOMEROOM TEACHER _____

Number of Tickets _____

Student, Classroom and School Incentive:

***Top 3 Sellers in
the School earn
Gift Cards**

***Top Seller from
each grade earns
a free wristband**

***Sell 24+ tickets
and get 5 game
tickets**

***Top Selling
Classroom in each
grade earns an
extra recess and
ice cream bar**

***School Sells
12,000 tickets -
ALL Students get
a pizza party**

**Deadline for Tickets to be
turned in is April 6, 2018**

Turn your tickets in at any time to
your student's teacher or in the
office to Mrs. Beeney.

Mark envelope with students
name and teacher.

SHAMROCK GRAMS

To: _____

Grade: _____ Teacher: _____



NLES _____

WES _____

Urey _____

JGHS _____

From: _____ Message: _____

SHAMROCK GRAMS

To: _____

Grade: _____ Teacher: _____



NLES _____

WES _____

Urey _____

JGHS _____

From: _____ Message: _____

Shamrock Grams will be sold thru the Shamrock Shout out Starting February 19 (no Lunch Sales) and on Thursday February 15 at the Ice Cream Social with Final Sales being turned in on March 1..All forms need to be turned into the office.

\$1.00 each you get the Gram and a Green Tipped Carnation

can be delivered to all 4 schools (Delivery Date March 16)

Thank you

NLES PTO



College & Career Readiness Counselor
Stephanie Reynolds
WES/NLES/UMS Gr. 5-6 & 8
sreynolds02@jgsc.k12.in.us

**Things that don't require talent
(BUT CREATE WHAT WE CALL TALENT)**

- | | |
|----------------|------------------|
| -Being on time | -Attitude |
| -Work ethic | -Passion |
| -Effort | -Being coachable |
| -Body language | -Doing extra |
| -Energy | -Being prepared |

Hey Shamrock Families,

I love the message above and what it says to all of our students; every student has what it takes to be a success. It doesn't matter what their family looks like, how much money the family has, where they come from, or how popular they are at school. What matters most is the power and drive a student has within them. We need to teach our students that they have the power to determine their future.

We want our students to find their passion, talents, and purpose so that they can choose a career that will fulfill them one day, but it starts with developing their character, attitude, and career readiness skills.

You can help your student(s) by:

- Establishing good habits i.e. being organized at home, preparing the night before for the next day, planning ahead.
- Highlighting the effort of the student, not just the outcome.
- Encouraging them to explore activities where they will learn to work with a coach and a team i.e. academic bowls, band/choir, sports.
- Showing them the value of going over and beyond on assignments and extra activities, encouraging them to do more than the minimum on assignments and do extra credit when it is available.
- Showing them how their attitude and body language can effect their every day interactions...take the time to praise them but also instruct them on how to improve.
- Illustrating how important it is to be on time and to following through with commitments...that is where work ethic begins.

We are excited to see what future adventures lie ahead for our students. Thank you for working with us to help them be college and career ready!

Marshall County Reading Council Young Authors' Conference

**Special Guest:
Ashley Wolff**



Thursday
April 12, 2018
Starting at 6 P.M.

Location:
Menominee
Elementary
815 Discovery Lane
Plymouth, IN 46563

**Books will be available
for purchase**



Connect with us @Marshallcountyreadingcouncil



Marshall County Reading Council Young Authors' Conference 2018 Author and Illustrator Contest

Contest Rules:

"Animals"

- All entries must be original creations.
- Only 1 entry per student may be submitted
- Entries must be submitted to your teacher by March 16th.
- Your fiction, non-fiction, or poetry writing should be no more than 2 pages in length.
- Use correct spelling, capitalization, and punctuation.
- Final copy may be hand written or typed.
- Attach the entry form below to your work.

Students with winning entries will meet and greet with Ashley Wolff, receive an autographed book and certificate of recognition!

Ashley Wolff
is an American
author and
illustrator
who has
written and
illustrated
over 60 books
for children!



Official Entry Form

Student Name:

Grade:

School:

Teacher:



MARCH 2018

North Liberty Elementary School

Full Price \$2.00 Reduced Price \$0.40

Each meal includes milk.

Monday

Tuesday

Wednesday

Thursday

Friday

Hamburger on bun with
Garden variety toppings
French Fries
California Blend Veggies
Pineapple

5

"Breakfast for Lunch"
Sausage and
Mini Waffles with syrup
Celery and Carrot Sticks
Applesauce

6

Peperoni Calzone
Sweet Peas
Garden Bar
Fruit Choice
Pudding Cup

7

Chicken Smackers
Steamed Broccoli
Carrots
Sunchip Mix
Peaches

1

Macaroni and Cheese
Dinner Roll
Culinary Blend Veggies
Sweet Peas
Baked Cinnamon Apples

2

New

Chicken Drumstick
Mashed Potatoes
Gravy
Corn
Fruit Choice

8

Fish Sticks
Green Beans
Carrot Sticks with Ranch
Fruit Choice

9

Mini Corn Dogs
Garden Bar
Baked Beans
Cheddar Goldfish Crackers
Fruit Choice

12

"Nacho Bowl"
Enjoy one of our new items and
make your own Nachos!
Baby Carrots
Fresh Apple

13

New

Sloppy Joe
Sweet Potato Waffle Fries
Green Beans
Fresh Fruit

14

Chicken Patty on bun
Broccoli with Cheese
Cole Slaw
Mixed Fruit

15

Bosco Sticks
With Marinara Sauce
Sweet Peas
Golden Corn
Fruit Choice
St Patrick's Ice Cream Cup

16

Hot Ham & Cheese
Tri Tater
Garden Bar
Fresh Fruit

19

"Taco Tuesday"
Soft Shell Taco's
With Refried Beans
And Spanish Rice
Sweet Peas
Mixed Fruit

20

Chicken Quesadilla
Salsa
Capri Blend Veggies
Orange Medley Juice
Fruit Choice

21

Orange Chicken
Brown Rice
Steamed Broccoli
Coin Carrots
Mandarin Oranges/Pineapple

22

Cheese Pizza
Sweet Potato Cubes
Corn
Fruit Choice
Johnny Pop

23

Spring Break

26

Spring Break

27

Spring Break

28

Spring Break

29

Spring Break

30

Students must take at least one serving of a fruit or vegetable with each meal.
Menu is subject to change.

You can view and pay your students balance online at myschoolbucks.com
This institute is an equal opportunity provider.



PAY FOR MEALS ONLINE
MySchoolBucks.com



Home & School

CONNECTION®

Working Together for School Success

March 2018

North Liberty Elementary
Melanie Heiser, Counselor



SHORT NOTES

School events

Show your child that his school is important by asking about and attending events. Encourage him to post notices about plays, award ceremonies, or talent shows on a family bulletin board. You could also put them into your electronic calendar and turn on notifications to remind you.

Musical vocabulary

Enjoying music with your youngster can help her vocabulary grow. Try introducing her to your favorite songs from when you were growing up, and have her share music she likes. Together, listen for new words, and discuss their meanings.

DID YOU KNOW?

More than half of all smokers took their first puff by age 14, so it's not too early to talk to your child about smoking. And with e-cigarette use on the rise, he may think they're a safe alternative. Explain that most e-cigarettes still contain nicotine, which is addictive.


Worth quoting

"We grow great by dreams."
Woodrow Wilson

JUST FOR FUN

Q: What do you get when you cross a rooster and a giraffe?

A: An animal that can wake people on the top floor of a building.



Be "super" respectful

Being respectful is one way your youngster can build strong relationships with teachers, classmates, and family members. Here are tips for helping her understand and show respect.

Imagine your powers!

If your child were a respect "superhero," what would her super-powers be? Let her draw a picture of herself in this role. She might be carrying a backpack full of supplies for writing thank-you notes. Or perhaps she'll be wearing a bracelet with a "grabber" that picks up litter to show respect for the environment.

Roll for respect

Have your youngster number a sheet of paper 1–6. Beside each number, she could list a person (custodian, bus driver, neighbor). Take turns rolling a die and naming a way to show respect for that person. If 2 is for bus driver, she



might say, "Follow bus rules." That demonstrates respect for the job he does.

Write a poem


Suggest that your child write the word RESPECT down the left side of a sheet of paper. She can make an *acrostic* poem by writing a way to show respect that begins with each letter in the word. *Examples:* "Really listen when others speak" for R, "Everyone's equal—treat them that way" for E.♥

Break for learning

During spring break, inspire your child to enjoy learning adventures outside the classroom. Consider these ideas.

● **Live coverage.** Let your youngster practice writing and speaking by pretending to be a news reporter covering your family's spring break. He might write about activities like playing with cousins or making his favorite meal with you. At the end of the week, invite him to read his "broadcast" to the family.


● **Spot the state.** Print out a United States map online, or have your child draw one, and take it in the car. Everyone calls out license plates they see from different states, and your youngster finds and colors each state on his map. How many states will he locate by the end of spring break?♥



Ready for standardized tests

Springtime is state test time for many students. Encourage your child to do his best with this advice.

Be strategic. Suggest that your youngster use strategies that increase his chances of getting the right answer. If he has to answer multiple-choice questions about a passage, he could read the questions first so he knows what to look for in the text. For fill-in-the-blank items, he might read the sentence with each possible answer to see which one makes the most sense.

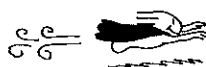


Plan before writing.

Your child will do better on a short answer or essay section if he takes time to plan what he will write. This may be as simple as listing his main points on scrap paper. Then, he can write about each point in a separate paragraph in his essay. Or he might create

an outline. His essay will be more organized, and he'll be more likely to include all the important information.

Idea: Tell your youngster to stay calm and confident. Remind him that he has been preparing for the test simply by going to school and completing his work.♥




ACTIVITY CORNER

Grammar detective

Using proper grammar, spelling, and punctuation will help your youngster write clearly and effectively. Practice together with these activities:

- Write a funny sentence that contains errors. *Example:* "can you talk to kangaroos." Let your child read it and correct your mistakes (capitalize the C in *can*, put a question mark at the end).



Then, she could write a sentence with errors for you to fix.

- Together, cut out words and punctuation marks from newspaper or magazine headlines. Put them in a bag, and have your youngster pull out one at a time until she can form a sentence using correct grammar and punctuation.♥

Q & A Build sibling bonds

Q: I'd like my kids to be close, but they bicker a lot. How can I help them have a better relationship?

A: It's common for siblings to squabble. What's important is that they form a connection that helps them enjoy each other (at least sometimes) and handle disagreements.

Try giving them tasks that require them to rely on each other. For instance, one might wash dishes and the other dry them, and then they could put them away together. Also, encourage them to spend time doing something they both enjoy, like hitting baseballs or playing with toy dinosaurs.

Finally, use their disagreements to build their conflict-resolution skills. When they argue, let them take turns setting a timer for 1 minute and explaining their side to the other. If they can't come up with a solution, suggest they take a break by going into separate rooms. They can try again when they've both calmed down and had a chance to think.♥



PARENT TO PARENT

Protecting your child online

My fifth grader, Sadie, likes to watch videos on a kid-friendly website. I worried that she might come across something inappropriate, so I looked at the site's help page.

Luckily, I found several safety features. I marked Sadie's account private and disabled the "comment" option. And I changed her search settings so mature content will be less likely to pop up.

I explained to Sadie that the changes would help keep her safe from strangers and away from videos that may upset or confuse her. But since I know settings aren't foolproof, I told her to come to me if she sees anything that bothers her. I also reminded her not to upload anything without my permission and to never post personal information.

I still keep an eye on Sadie's internet use, but I feel like she's better protected now. Plus, she's learning good habits for the future.♥



OUR PURPOSE

To provide busy parents with practical ideas that promote school success, parent involvement, and more effective parenting.

Resources for Educators,
a division of CCH Incorporated
128 N. Royal Avenue • Front Royal, VA 22630
800-394-5052 • rfeustomer@wolterskluwer.com
www.rfeonline.com
ISSN 1540-5621