




# SHAMROCK SHOUT OUT

## NOVEMBER 2016



### IMPORTANT EVENTS FOR NOVEMBER

1<sup>st</sup> – 18<sup>th</sup> ...NLES Student Council Food Drive  
4<sup>th</sup> ...Chocolate Permission Slip Due  
5<sup>th</sup> ...6<sup>th</sup> Gr. BBall Tourney @ LV  
7<sup>th</sup> ...Chocolate Distributed  
9<sup>th</sup> ...PTO Meeting 6:00 PM Library  
9<sup>th</sup> ...Science Fair Projects 4-6 PM Back Gym

11<sup>th</sup> ...Veterans Day Program 1:00 PM  
15<sup>th</sup> ...School Board Meeting 7 PM  
17<sup>th</sup> ...Spell Bowl Competition @NLES 5:00 PM  
21<sup>st</sup> ...Chocolate money is due  
23<sup>th</sup> to 25<sup>th</sup> ...No School Thanksgiving Break

#### **November 9<sup>th</sup> - Science Fair Projects on Display in the Back Gym**

Come to the back gym from 4:00-6:00 PM on November 9 to view all the amazing projects and recipients entered for regional competition at Notre Dame.

#### **November 11<sup>th</sup> – Veterans Day Program @ 1:00 PM**

All are welcome to attend the program to celebrate and honor our Veteran soldiers. We would like to honor all Veterans with a certificate of service. Attached is a form to fill out so we can plan for their visit. We will have a designated dress up day by grade level. Grades K-2 wear a blue shirt, Grades 3-4 wear a white shirt and Grades 5-6 wear a red shirt.

#### **Contact Information Updates to Office and Harmony3 Email**

Moving into the winter season means the possibility of school delays and cancelations. If you receive notification via School Messenger, please make sure your correct phone number is listed accurately in Family Harmony account.

#### **John Glenn Northern Indiana Volleyball Association (NIVA)**

Any area girls in grade 3rd through high school age interested in playing club volleyball are invited to an informational meeting at John Glenn cafeteria on Tuesday, November 1 at 7:30 pm.

Try-Out dates will be November 8th (5pm-6:30pm) and November 13th (4pm-6pm) at North Liberty Elementary School.

Please feel free to visit the website at [Nivajrs.com](http://Nivajrs.com). Look for the John Glenn Feeder tab. Or contact Dan Patterson at 586-9553, [574-780-5590](tel:574-780-5590) or [dpatter1@nd.edu](mailto:dpatter1@nd.edu)

#### **Labels for Education**

UPC Campbell's labels are discontinuing with one more chance to win prizes. Turn in any UPCs with Labels for Education by July 31, 2017. More info at [www.labelsforeducation.com](http://www.labelsforeducation.com)

#### **Art Department – Miss Sumpter**


Friendly reminder, students bring in art shirts for painting and other potentially messy activities. A sibling or parent t-shirt would work well.

#### **Lost and Found**

The student's lost items are taking over the cafeteria. Please check it out to be sure your child hasn't left anything behind. Any and all unclaimed items will be donated to charity by Thanksgiving Break. If you are unable to make it in during office hours to reclaim items, the B&A program is open at 6 AM and closes at 6 PM throughout the week.

## GYM-NEWS-IUM

### World's Finest® Chocolate PE Fundraiser NOVEMBER 7, 2016 – NOVEMBER 21, 2016



On November 7, NLES will begin our 2nd annual World's Finest Chocolate fundraiser. We have chosen to conduct this fundraiser because most people like chocolate, it is a great value, and easy for the students. This is an opportunity for our PE Department to raise needed funds for expenses throughout the year, as we did last year with our first World's Finest Chocolate fundraiser. The school keeps half of the total sales and the student's efforts continue to support PE programming here at NLES. Our goal this year is to sell 200 cases of Chocolate Bars.

The K-3<sup>rd</sup> grade students will be selling delicious World's Finest Chocolate bars in 60 count variety packs for a two week period. Each bar sells for \$1.00 and there are 5 varieties within each case. Each bar has a code to access online and reusable coupons from THREE WINNERS COUPONS worth several hundred dollars at local retailers. I have already been there checking it out.

Again this year, each student will need a completed permission slip to participate in the fundraiser. This is to be certain that both you and your child realize that you will be responsible to pay for all chocolate taken once it is given to your student. Due to high quality standards, NLES cannot accept partial case returns to be redistributed once they have been taken from the school. Inside each box you will find envelopes with "daily remittance report" at the top. Once an entire case is sold, you may turn in the student's money in the COMPETED ENVELOPE to Mrs. Brooks. All money must be turned in no later than the end of the sale (November 21<sup>st</sup>). If your family has sold one case and would like to sell another, please be sure to mark on the envelope that you would like another case. If you have multiple children in your family, we will only send one case of chocolate out at a time. Once your first case is sold, you may sell additional cases for your other children. You may also prepay in order to take more than one case at a time.

All students selling one complete case of chocolate will be invited to attend the 'Futboleros Soccer Exhibition' on December 21<sup>st</sup> at NLES. This is an entertaining event featuring a demonstration of some fantastic soccer tricks and juggling skills that combine speed, strength, and balance. If the students reach their fundraising goal, the entire school will be invited to the performance! Additionally, CASH prizes will also be awarded to the NLES students for each case that is sold.

DATE	FUNDRAISER ACTIVITY
October 31 <sup>st</sup>	Permission Slips sent home with students.
November 4 <sup>th</sup>	Students permission slips MUST BE RETURNED to homeroom teacher to participate in the fundraiser
November 7 <sup>th</sup>	Candy will be distributed by case to participating students to begin the sales
Each day during the fundraiser	Once a complete case of chocolate is sold, return the money in the completed envelope to Mrs. Brooks. If more cases are needed, note that on the envelope and Mrs. Brooks will provide you with another case.
November 21 <sup>st</sup>	Final day for all fundraising money to be turned in.
December 21 <sup>st</sup>	Futboleros Soccer Exhibition for all students selling a full case of chocolate (or the entire school if the fundraising goal of 200 cases is sold.)

We want to thank you so very much for your help and cooperation with NLES PE fundraiser. Your participation will continue to make this program a success for our students. THANK YOU!

# NLES Food Drive

Tis the season for sharing and caring! Our **North Liberty 6<sup>th</sup> grade Student Council** members will hold its **12th annual community wide Food Drive** from **November 1 through Friday, November 18th**. Please send in your food/paper donations any day of the week. No glass items please. Donations may be given to homeroom teachers or they may be placed in the collection boxes as the children enter the building at the beginning of the day. The collection boxes are under the Student Council sign by the front office. Please help us make this the best food drive so far. Thank you for helping our school make a difference in our community. Contact 6th grade Student Council sponsor, Mrs. Houston, if you have any questions.

## NLES Student Council Community Service

We need your help again! In **December** our **NLES Student Council members will be performing community service time at Miller's Merry Manor nursing home in Walkerton**. We assist the residents with playing BINGO and we visit with them. If you would like to donate a bag of hard candy and/or clean gently used or new stuffed animals for the residents to win for Bingo, we would gladly take them! Put them in a bag and mark it for Student Council. If you have any questions please contact Mrs. Houston, Student Council Sponsor. We sincerely appreciate your donation! Thanks so much!

NORTH LIBERTY VETERANS DAY PROGRAM

NOVEMBER 11<sup>th</sup> @1:00PM

NLES MAIN GYM

Please let us know any veteran that will be attending

*Please indicate if your veteran is a World War II Veteran.  
Invite all Veterans even if they do not have children, etc at  
the school.*

Thank you,

North Liberty Staff

\_\_\_\_\_  
Veteran(s)\_\_\_\_\_

\_\_\_\_\_  
Student name:\_\_\_\_\_

\_\_\_\_\_  
Home Room Teacher:\_\_\_\_\_

# The Swoop Scoop

"Swoop" is a nickname for our Title I Program. Students in grades K–3 may qualify for extra reading support each semester thanks to a federally funded program for which JGSC qualifies.


Swoop Groups are in full swing! Our groups are led by our dedicated **Swoop Crew**. Mondays through Fridays, Mrs. Weiss and our instructional aides work within K–3rd grade reading classes. Some students work in the Swoop room in the afternoons for half hour periods. The students work in consistent small groups with reading lessons led by Mrs. Weiss or an instructional aide.

## Parent Teacher Conferences

Thanks to all the parents and families who stopped by the Swoop Room at Parent Teacher Conferences. It was wonderful to see all those smiles as the children made lanterns and wood cookie magnets while the adults visited! It is nice getting to know you and your child a little better. I hope your visit was informative and parents found it helpful to become familiar with the research–based materials and the Swoop program.



Kinder  
Wilson  
materials




Grades  
1–3

Fountas & Pinnell  
Leveled Literacy  
Intervention


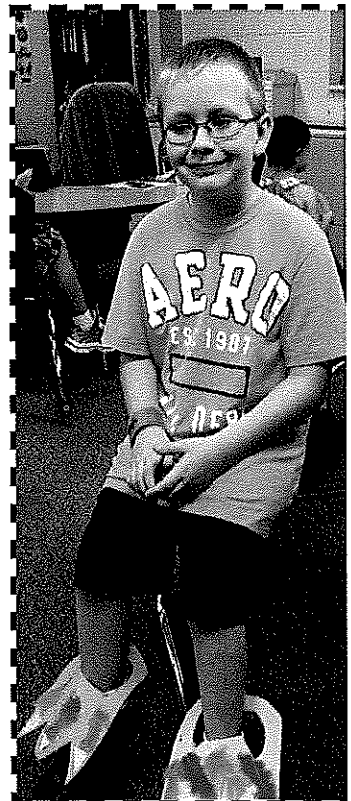




# Monster Readers!

Our first Swoop Family Night was October 18. Over 140 were here for Literacy with MONSTERS. Fun photos below and more are up on the North Liberty Elementary Facebook page. :)





Swoopers made (and ate!) cupcake creations, enjoyed pizza from Doodle Grub, heard and retold a monster story, made Monster Stompers, sang Monster songs, and even climbed on Monster Trucks! Wow! That was a busy night! Thank you to the families who made the effort to come out to have a great time engaging with your children. It has been shown that parents who place an importance on reading have children who become better readers! YAY! Mark your calendars for the next Swoop Family Night on December 8. Reading is MAGIC!









**The Swoop Crew:**

**Mrs. Weiss, Title I Teacher**

**Mrs. MacLeod, Title I Instructional Aide**

**Mrs. Tibbs, Title I Instructional Aide**

**Ms. Zoellner, Title I Instructional Aide**

**You are your child's most important teacher! Thank you for your support and teamwork! Mrs. Weiss**



# Home & School

## CONNECTION®

Working Together for School Success

November 2016

North Liberty Elementary

Melanie Heiser

### SHORT NOTES

#### Fall back

Does your youngster know why people in most states will turn their clocks back an hour on November 6? Help her read up on the history of Daylight Saving Time—she'll practice research skills for a real-life reason. Then, she could share what she discovers with your family and change your clocks.

#### Assistant chef

Let your child help you with Thanksgiving dinner and look for ways to make it more nutritious. For instance, use whole-wheat bread for stuffing or mash cauliflower instead of potatoes. Involve him in every step of the process, and he'll learn about planning healthy meals, shopping for ingredients, and cooking.

#### Put away cell phones

Whether or not your youngster uses a cell phone, she'll notice the phone habits of adults around her. Make a point of putting away your phone during meals and while talking or playing with her. Your example will show her that it's polite to give others your undivided attention—and more fun to talk to the person you're with.

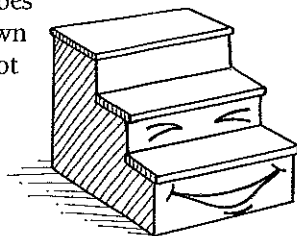
#### Worth quoting

"Yesterday is history. Tomorrow is a mystery. Today is a gift. That's why we call it the present." *Eleanor Roosevelt*

### JUST FOR FUN

**Q:** What goes up and down but does not move?

**A:** Stairs.



## Secrets to better behavior

You know what they say: An ounce of prevention is worth a pound of cure. That's true when it comes to effective discipline, too. Try these ideas for heading off problems, and then sit back and enjoy a more pleasant household.

#### Notice triggers

Being aware of what causes misbehavior goes a long way toward preventing it. Perhaps your youngster acts out when he's tired—make sure he's getting 9–11 hours of sleep. Or maybe he misbehaves when he's bored. Let him write a list of activities for when there's "nothing to do" (examples: play solitaire, finger paint, do crossword puzzles).

#### Offer choices

Give your child some control in situations where he struggles to behave. Does he typically grumble or whine while you're running errands? Consider letting him pick the order in which to do them. ("We need to go to the laundromat and the store. Which should we do first?") Is it hard to get him to dress



up for family events? He might like to choose the color of his shirt or pick out a pair of fun socks to wear.

#### Be a coach

Coaches demonstrate, encourage, and celebrate. Why not use this approach for behavior you want your youngster to change? If he should be putting dirty clothes in his hamper, for instance, "coach" him on tossing in his T-shirts. He'll see that it's more fun to "make a basket" than to drop clothes on the floor. When you find his floor free of dirty clothes the next time, give him a high five.♥

### Questions for parent-teacher conferences

Parent-teacher conferences go by fast! Make the most of your time by writing a list of questions in advance. Consider these suggestions:

- "What are some of the most important things my child should learn this year?"
- "How does she get along with classmates when she works in a group?"
- "What subject do you think she enjoys the most?"
- "What are my youngster's strengths?"
- "What can we do at home to help her do her best in school?"♥



## Household elections

An election lets a group of people make a decision, whether it involves citizens electing a mayor or children choosing student council officers. Show your youngster democracy in action by holding elections in your home.

**1. Choose topic.** Have your child pick an issue to vote on. It could be practical ("Should we paint the bathroom green or blue?") or fun ("Should we get a fish or a hamster?").

**2. Campaign.** Each person can campaign for her side, presenting reasons why others should



vote her way. You may decide to make posters or give speeches to persuade family members.

**3. Create ballots.** Let your youngster make a ballot for each family member and get an empty tissue box to put the ballots in.

**4. Vote.** Select an evening for your election. Cast your votes, and your child can tally them and announce a winner.

*Tip:* Use this activity as an opportunity to talk about the national elections this month. Take your youngster with you when you vote, explain the choices you make, and watch the results together on election night.♥

### ACTIVITY CORNER

#### Create a chain reaction


Your youngster can watch a chain reaction before his very eyes—all he needs is a set of dominoes.

Have him stand the dominoes in a line, making sure the distance between each one is about

the same. What happens when he knocks down the first domino? (It will topple the whole line of dominoes in turn.) Suggest that he try putting them closer together or farther apart, or even arranging them in a circle, U-shape, figure 8, or spiral. He could use a timer to find out which spacing or arrangement makes the dominoes fall fastest.

As he experiments, he'll learn about chain reactions, where energy is transferred from one object to another.

*Idea:* Encourage your child to look for examples of real-life chain reactions, such as how the pins fall when he bowls.♥




### PARENT TO PARENT

#### It pays to be kind

We recently stopped to pay a toll, only to be told that the driver ahead of us had paid our way. My son John said, "But he doesn't even *know* us!"

I explained that the driver had done a "random act of kindness"—something kind without being asked or expecting anything in return. Big or small, I told John, these good deeds make the world a better place. My son said he wanted to do a random act of kindness, too. So after raking the leaves in our yard, he secretly raked our next-door neighbor's. He felt so good seeing her smile when she got home that he started looking for a way to be kind to someone else.

Now random acts of kindness have become a regular thing in our household. And John has discovered that when he does something for someone else, *he* is the one who feels good.♥



## Know your library

The local library is a great place for your child to discover books she will treasure, find information for school projects, or simply settle in and read. Help her establish a library habit with these ideas.

**Get a card.** Have your youngster sign up for her own library card. This will make her feel like she belongs at "her" library.

**Become acquainted.** Explore different sections of the library together. Encourage her to get to

know the librarians—they will recommend titles or help her locate resources.

**Return books on time.** Fines can add up and keep your family from checking out more books. Suggest that your child decorate a reusable bag to hold books and add a sticky note with the due date. Each time she checks out books, she could replace the note with a new one—and a new due date.♥



### OUR PURPOSE

To provide busy parents with practical ideas that promote school success, parent involvement, and more effective parenting.

Resources for Educators,  
a division of CCH Incorporated  
128 N. Royal Avenue • Front Royal, VA 22630  
540-636-4280 • rfeustomer@wolterskluwer.com  
www.rfeonline.com  
ISSN 1540-5621

# STEPS TO Homework Success



When your children do homework, they reinforce what they learned at school and expand their knowledge. But they learn more than the information in their assignments—they also build study skills and habits that they'll need throughout school and life.

Here are ways you can provide support and help your youngsters succeed with their homework.

## BEFORE

### Create a study area

Many children work best in a special study area, such as at a bedroom desk or the kitchen table. However, some youngsters do better sprawling on the living room floor or sitting on their bed. Consider letting your child decide where he'll work—he's more likely to stay on task when he's comfortable. Regardless, his work area should have adequate lighting and homework supplies, such as pens, pencils, paper, a ruler, a calculator, and a dictionary.

### Get assignments

Remind your youngster that it's her job to write down assignments in school. She may need to copy them from the board or write them in her agenda as her teacher talks. When she gets home, check that she has the instructions and handouts she needs—you'll help her get in the habit of bringing home her assignments the day they're given.


### Make a daily plan

Glance over your child's homework, and help him come up with a study plan. You might suggest that he tackle tougher or

longer assignments first while he's fresh and alert. He should be able to follow most homework instructions without supervision, but let him know you're available to discuss them.

### Break projects into steps

Encourage your youngster to use a calendar to stay on schedule as she works on a project. Have her divide each project into steps and write them on the calendar. A science project, for example, might include steps like: develop hypothesis, conduct experiment, record results, write lab report. *Tip:* She may need your help breaking assignments into chunks and choosing deadlines.



### Team with teachers

Ask your child's teacher about homework rules and how she would like you to help (or not help) him. Find out what kinds of assignments your youngster should expect. Provide your phone number and email address, and encourage the teacher to contact you if problems arise. The sooner you are aware of an issue, the more quickly a solution can be found.



*continued*


## DURING

### Keep a routine

Starting homework at the same time each day can make learning a habit for your child. Have her try a couple of different times to see what works best. Possibilities include immediately after school, before dinner (but after she has had time to play), or after dinner.

### Increase concentration

Some youngsters need calm surroundings to focus on homework. Others may study better with background music. But television is too much for anyone to ignore. Your child



should keep the set off during study time so his mind is tuned in to his homework. Likewise, if he has a cell phone or a handheld video game system, have him turn it off and put it out of sight so that he isn't distracted during homework time.

### Have family quiet time

Whenever possible, try to match your household's schedule with your youngster's study time. If homework is done from 7 to 8 p.m. each day, make this a quiet time for the entire family. Do paperwork or read alongside your child while she studies. This will help her stay focused.

### Provide support

If your youngster is stuck, guide him in the right direction rather than providing the answers. For example, instead of answering his question, "Mom, how many feet are in a mile?" ask, "How do you think you can figure that out?" Your child will learn to work independently and to problem-solve. *Tip:* When he would benefit from your assistance, offer to pitch in. For instance, you could quiz him on spelling words or multiplication facts.

### Give reminders

A simple prompt ("Finished that poem?") may be all that's needed to encourage your youngster to complete a project. But watch for signs that she's frustrated or seems to be spending too much time on her homework. If she consistently has trouble finishing assignments, ask her teacher for advice.



## AFTER

### Check homework

Take a moment to inspect your child's work when he's finished. Knowing that you will be looking at his assignments increases the chance that he will finish them and do his best. Check to see that his work is neat and complete. If you find several misspelled words or calculation errors, ask him to look over it again. But you shouldn't correct his work—that's his responsibility. Plus, mistakes show the teacher where your youngster needs help.

### Boost confidence

Praising hard work as you notice it encourages your child to keep learning. A warm comment ("Nice job on those division problems") can give her confidence when she tackles her next assignment. Remember, the right attitude can make a big difference!



### Find ways to improve

When graded homework is returned, look for the teacher's notes. These tell you if your youngster understood the assignment or where he went wrong. If he received a poor grade, ask him to think about the reasons. Did he copy the assignment correctly? Did he follow the instructions? Discovering what went wrong can keep him from repeating mistakes.

### Talk about learning

You can stay up to date on what your child is learning in school by talking with her regularly about her homework. For instance, during dinner you could ask, "How is your geography project coming along? What have you discovered so far?" Or while you're in the car, the two of you might look for words on that week's vocabulary list and discuss their meanings.

### Save assignments

Help your youngster create a system for filing returned homework. He might keep each subject in a different color folder. Then, he can use the papers to study for tests and quizzes. *Idea:* Suggest that he post ones he did especially well on—they can be a source of encouragement when he struggles with an assignment.

\*\*\*

*Tip:* The key is for you to stay involved and monitor your child's homework without doing it for her. With your guidance and encouragement, your youngster will learn how to work independently and plan for success.

## Home & School CONNECTION®

Resources for Educators, a division of CCH Incorporated ■ 128 N. Royal Avenue, Front Royal, VA 22630 ■ 540-636-4280

© 2013 Resources for Educators, a division of CCH Incorporated

HS13xx398E

# November 2016

John Glenn School Corporation

BREAKFAST



**School Information:** Students must select a fruit and or juice with meal.  
Full Pay: \$1.25 Reduced .30  
Milk included with all meals



**Nutrition Tip:** Practice stealth health - sneak veggies into favorite foods. Go light on the meat and top your pizza with vegetables like tomatoes, onions, bell peppers, mushrooms, zucchini, and artichoke hearts. This institution is an equal opportunity provider.




## Monday

## Tuesday

## Wednesday

## Thursday

## Friday



Apple Cinn Tx Tst  
Fruit  
Juice

Pancake/saus/stick  
Fruit  
Juice

Cheese Omelet  
Blueberry Muffin  
Fruit  
Juice

Yogurt  
Oatmeal Bar  
Fruit  
Juice

Apple Bosco Stick  
Fruit  
Juice

Cereal  
Pop Tart  
Fruit  
Juice

Breakfast Pizza  
Fruit  
Juice

Sausage Biscuit  
Fruit  
Juice

PBJ Graham Bar  
Fruit  
Juice

Mini Cinni Buns  
Fruit  
Juice

Apple Cinn Tx Tst  
Fruit  
Juice

Pancake/saus/stick  
Fruit  
Juice

NO SCHOOL

NO SCHOOL

NO SCHOOL

Cereal  
Pop Tart  
Fruit  
Juice

Breakfast Pizza  
Fruit  
Juice

Cheese Omelet  
Blueberry Muffin  
Fruit  
Juice



## Winter Break Enrichment 2016

Dear parents,

Registration for the third winter Break Enrichment is just starting. Enrichment will be held at North Liberty Elementary on Dec 22, 27, 28, 29, 30 and Jan 2 & 3. **We will be CLOSED on Friday Dec 23 and Monday Dec 26.** Our program will be open from 6:15am until 6:00pm. The cost of the program will be \$18 a day. Payments are to be made by December 12th to guarantee a spot in the enrichment. Please write in on the days you plan on using

Sincerely  
Charman Dreessen

Childs' name \_\_\_\_\_

Age \_\_\_\_\_ Grade just finished \_\_\_\_\_

Parents' Name \_\_\_\_\_

Address \_\_\_\_\_

Phone: \_\_\_\_\_ Work Phone \_\_\_\_\_

Emergency Contact (name) \_\_\_\_\_

(other than parent)

Emergency Phone \_\_\_\_\_

**ALL Allergies** \_\_\_\_\_

Dentist (name & phone) \_\_\_\_\_

Doctor (name & phone) \_\_\_\_\_

			Dec 22	Dec 23 CLOSED
Dec 26 CLOSED	Dec 27	Dec 28	Dec 29	Dec 30
Jan 2	Jan 3			

