

Assistant Superintendent
SB Meeting- August 19, 2025

2025 IREAD-3 Scores (State of Indiana)

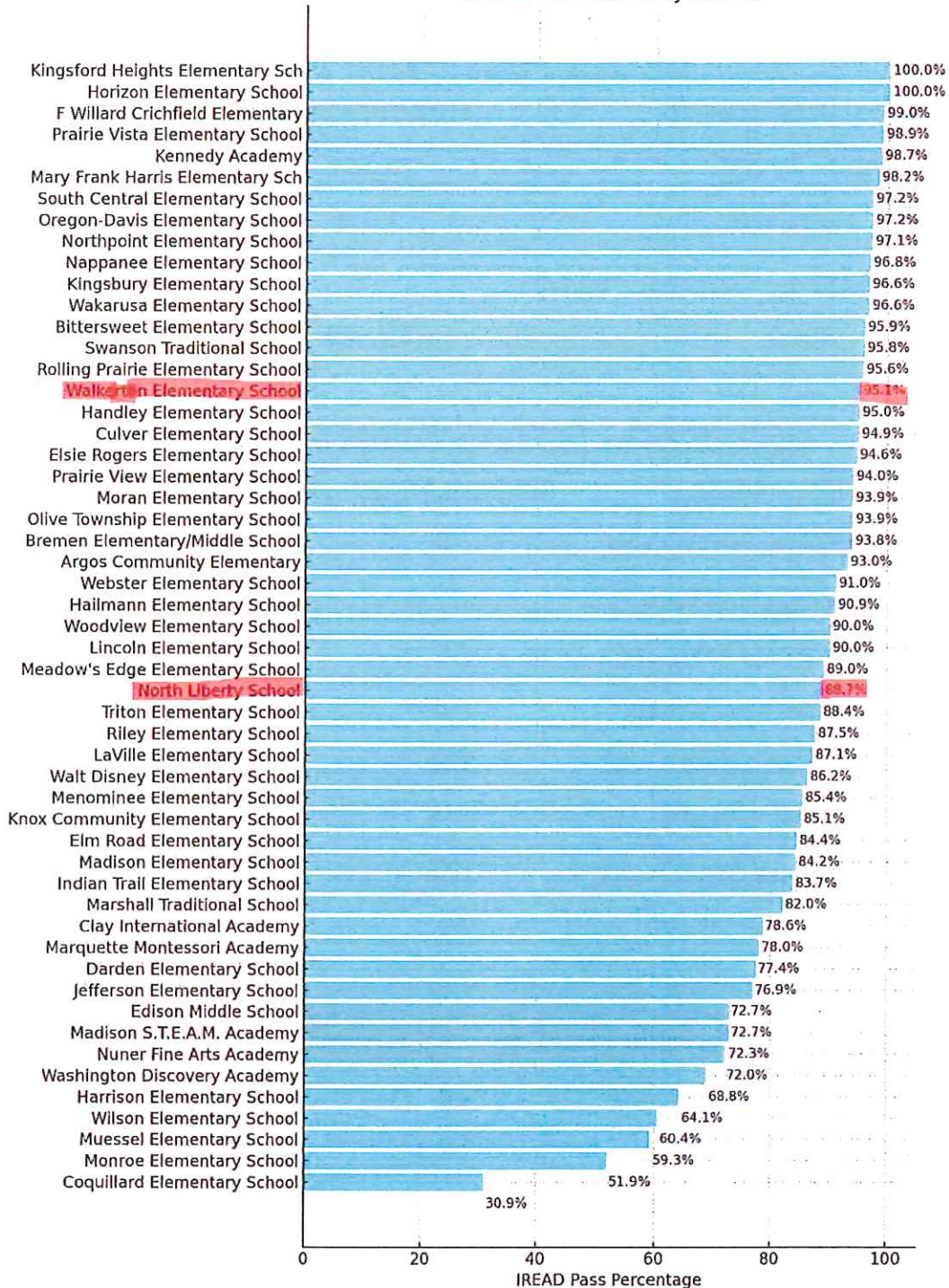
<u>School Demographic</u>	<u>Students Passed</u>	<u>Students Tested</u>	<u>%</u>
Public Schools	66,066	76,409	86.5%
Non-Public Schools	7,422	7,720	96.1%
ESA (Indiana Education Scholarship Account)	12	34	35.3%
Total	73,500	84,163	87.3%

2025 IREAD-3 Scores (School Corporation)

<u>School Corporation</u>	<u>Students Passed</u>	<u>Students Tested</u>	<u>%</u>
South Central Com School Corp	70	72	97.22%
Oregon-Davis School Corp	35	36	97.22%
Culver Community Schools Corp	56	59	94.92%
Wa-Nee Community Schools	199	210	94.76%
New Prairie United School Corp	189	200	94.50%
Bremen Public Schools	105	112	93.75%
Penn-Harris-Madison School Corp	774	826	93.70%
Argos Community Schools	53	57	92.98%
La Porte Community School Corp	418	450	92.88%
John Glenn School Corporation	141	153	92.16%
Union-North United School Corp	88	101	87.13%
Triton School Corporation	76	88	86.36%
Knox Community School Corp	103	121	85.12%
Plymouth Community School Corp	204	249	81.93%
South Bend Community School Corp	670	946	70.82%

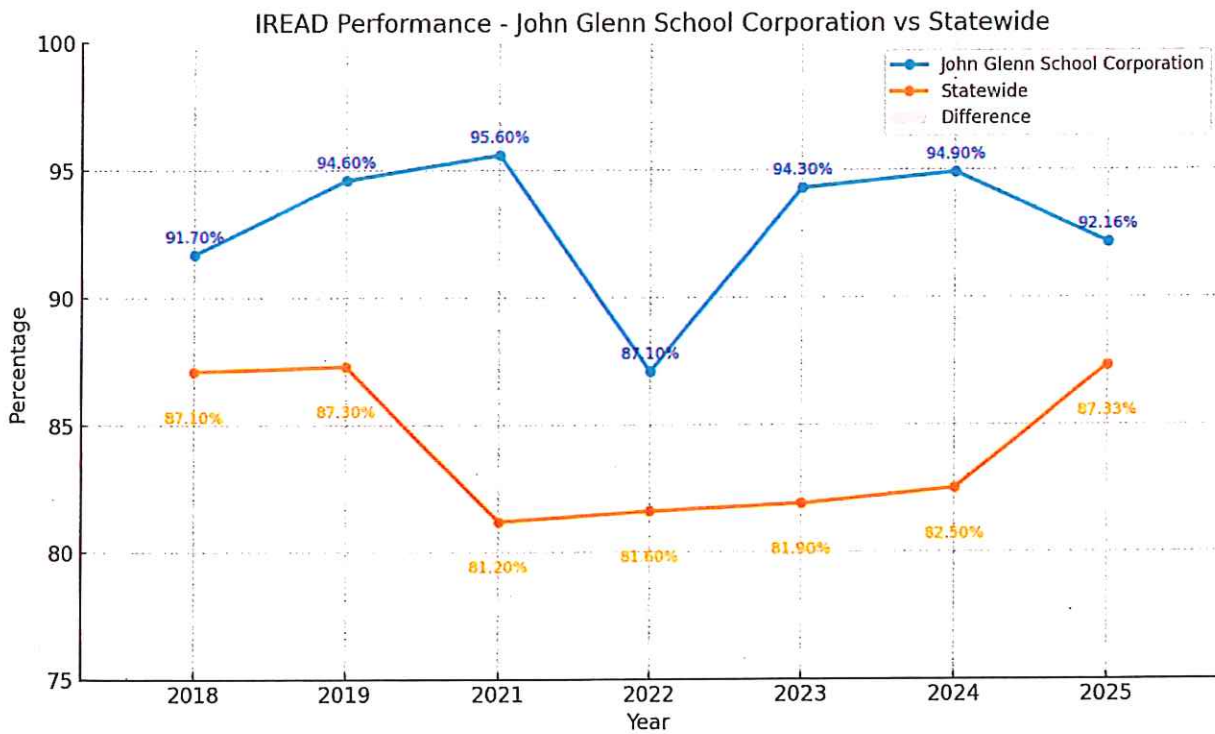
2025 IREAD-3 Scores (Elementary Building)

IREAD Pass Rates by School



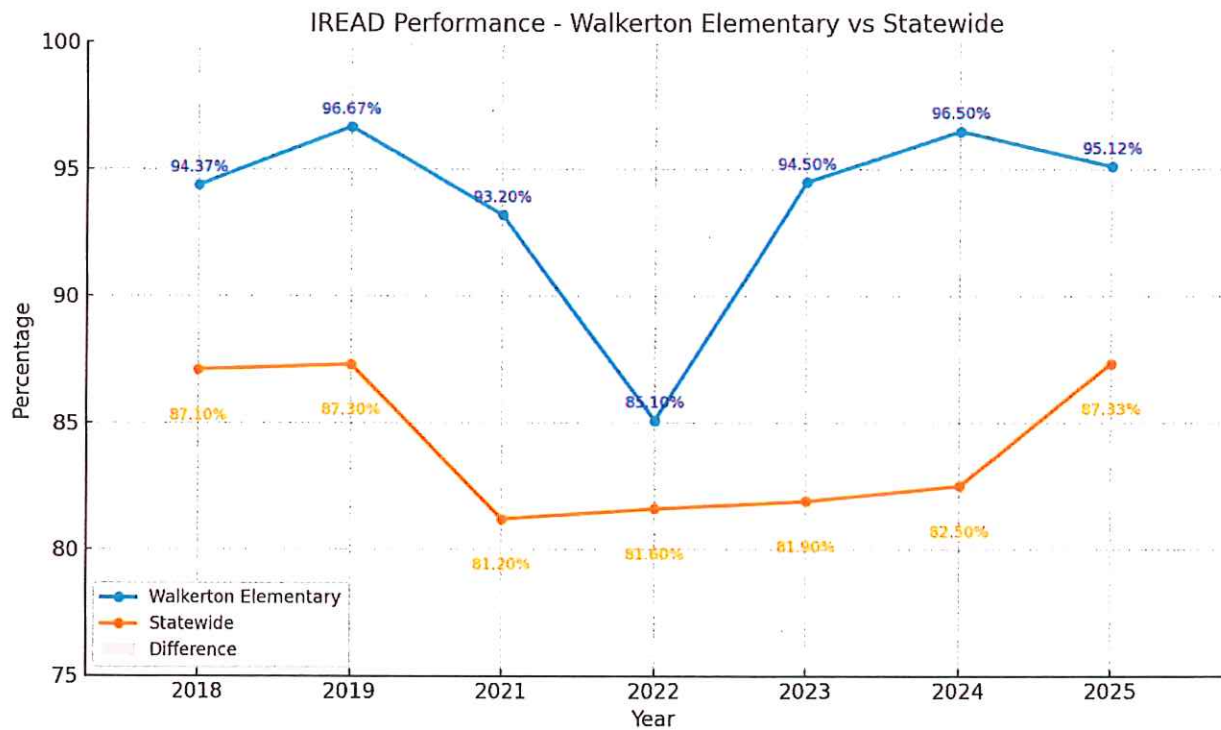
2025 IREAD-3 Scores (JGSC from 2018 to 2025)

<u>JGSC</u>	<u>Students Passed</u>	<u>Students Tested</u>	<u>Percentage (Goal: 95%)</u>	<u>Statewide</u>	<u>Difference</u>
2018	143	156	91.70%	87.10%	4.60%
2019	122	129	94.60%	87.30%	7.30%
2021	129	135	95.60%	81.20%	14.40%
2022	121	139	87.10%	81.60%	5.50%
2023	132	140	94.30%	81.90%	12.40%
2024	150	158	94.90%	82.50%	12.40%
2025	141	153	92.16%	87.33%	4.83%
Total	938	1010	92.87%	84.13%	8.74%



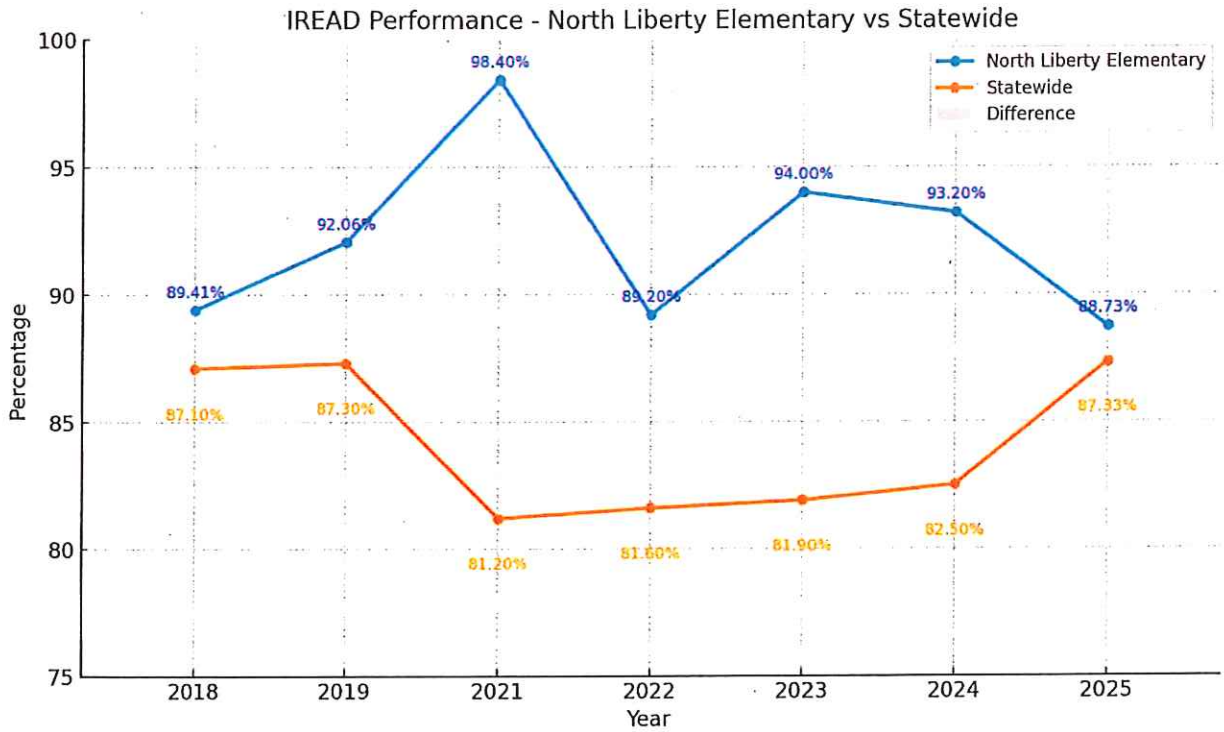
2025 IREAD-3 Scores (WES from 2018 to 2025)

WES	Students Passed	Students Tested	Percentage (Goal: 95%)	Statewide	Difference
2018	67	71	94.37%	87.10%	7.27%
2019	64	66	96.67%	87.30%	9.37%
2021	68	73	93.20%	81.20%	12.00%
2022	63	74	85.10%	81.60%	3.50%
2023	69	73	94.50%	81.90%	12.60%
2024	82	85	96.50%	82.50%	14.00%
2025	78	82	95.12%	87.33%	7.79%
Total	491	524	93.70%	84.13%	9.57%



2025 IREAD-3 Scores (NL from 2018 to 2025)

NL	Students Passed	Students Tested	Percentage (Goal: 95%)	Statewide	Difference
2018	76	85	89.41%	87.10%	2.31%
2019	58	63	92.06%	87.30%	4.76%
2021	61	62	98.40%	81.20%	17.20%
2022	58	65	89.20%	81.60%	7.60%
2023	63	67	94.00%	81.90%	12.10%
2024	68	73	93.20%	82.50%	10.70%
2025	63	71	88.73%	87.33%	1.40%
Total	447	486	91.98%	84.13%	7.85%



2025 IREAD Scores (2nd Grade Students)

WES (2nd Grade)	<u>Students Passed</u>	<u>Students Tested</u>	<u>Percentage (Goal: 80%)</u>	<u>Statewide</u>	<u>Difference</u>
Fall- 2025	55	68	80.89%	47.00%	+33.89%
NL (2nd Grade)	<u>Students Passed</u>	<u>Students Tested</u>	<u>Percentage (Goal: 80%)</u>	<u>Statewide</u>	<u>Difference</u>
Fall- 2025	45	68	66.18%	47.00%	+19.18%
JGSC (2nd Grade)	<u>Students Passed</u>	<u>Students Tested</u>	<u>Percentage (Goal: 80%)</u>	<u>Statewide</u>	<u>Difference</u>
Fall- 2025	100	136	73.53%	47.00%	+26.53%

GOAL: 2026 IREAD Scores (2026 3rd Grade Students)

WES (2nd Grade)	<u>*Students to Pass</u>	<u>*Students Tested</u>	<u>2026 Prediction</u>
Fall- 2026	10	13	(Goal: 95%)
NL (2nd Grade)	<u>Students Passed</u>	<u>Students Tested</u>	<u>2026 Prediction</u>
Fall- 2026	20	23	(Goal: 95%)
JGSC (2nd Grade)	<u>Students Passed</u>	<u>Students Tested</u>	<u>2026 Prediction</u>
Fall- 2026	30	36	(Goal: 95%)

Action Steps to Reach 95% Corporation Goal

1. Adoption of a High Quality Curriculum

- Magnetic Reading Series in Grades KG - 2nd (*New*)
 - Magnetic Reading is an explicit, systematic instruction across all early literacy domains. Integrates the Science of Reading with proven instructional practices, building a strong foundation for reading and comprehension.

2. Strengthen Tier 1 Instruction

- Providing professional development and to staff on primary reading instruction
 - First PD already took place on Thursday, August 14th, where all KG, 1st, 2nd, and Title One teachers met together to discuss strategy

3. Consistency in Instruction

- Begin the creation of the '*John Glenn Literacy Playbook*'
 - Working with our primary teachers to ensure fidelity of core reading programing and instruction
 - Aligning best practices with IDOE guidelines and support systems
 - Cross building collaboration

4. Celebrate Our Successes!

- WES and NL are doing GREAT!
 - While our goal is to reach 95% on IREAD-3, our true purpose at John Glenn Schools is to build lasting literacy skills — and we achieve this by first building strong, supportive relationships with our students