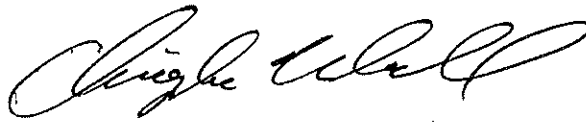


North Liberty Elementary School
400 School Drive #539
North Liberty, Indiana 46554
574-656-8123

2022-2023


Corporation Number: 7150
School Number: 7456
Grades: KDG-6
Enrollment Approximately: 481




Chris Winchell, Superintendent



Ryan Knowlton, President, Board of School Trustees



Jeremy Merrill and Amanda Smith, Co-President, Education Association



Randy Romer, Principal

School Information

North Liberty Elementary School Mission Statement

North Liberty Elementary School provides opportunities to meet educational and developmental needs of all students, instills personal identity and a sense of belonging for each student that enables them to be successful. The students, parents, and community are encouraged to work with the staff in order to share the responsibility of presenting learning as a lifelong process.

North Liberty Elementary School Philosophy

We **believe** that North Liberty Elementary School exists to provide a program that will meet the educational and developmental needs of students regardless of race, belief, economic status, or physical handicap. Every student should have opportunities for the fullest development in mental, social, physical, creative, and emotional areas. Each student should have guidance to develop attitudes, knowledge, and skills essential for effective citizenship in a democratic society.

We **realize** that our students differ in abilities, aptitudes, interests, and ambitions. Home and community environments contribute to these differences. We believe the education of young people requires the coordinated efforts of both school and home. We also believe the school should supplement rather than supplant the home.

North Liberty Certified Staff

Principal

Randy Romer

School Counselor

Jessica Bogard

Kindergarten

Sarah Martin

Brittney Savill

1st

Nicki Buss

Carla Gurtner

Amy Strong

2nd

Sandra Anderson

Melanie Fix

Shaina Patriquin

3rd

Emily Hess

Amber Lyszkiewicz

Marijke Stewart

4th

Sarah Cuskaden

Kim Kosinski

Dawn Marks

5th

Amanda Smith

Tara Dome

Jennifer Johnson

6th

Pat Braun

Emily Batton

Michele Weiss

North Liberty Classified Staff

Secretary

Traci Stewart

Secretary/Treasurer

Melita Beeney

Nurse

Kristi Rulli

Technology Facilitator

Kelli Craft

Cafeteria Staff

Kim Bers

Melinda Frick

Michelle Helminger

Melissa Scott

Custodial Staff

Greg Smith

Russell Henry

Jack O'Connor

Clell Cole

Boys and Girls Club Director

Heather Harrison

Before/After School Care Aides

Demi Ennis

Abby Morton

Ashley Bonhke

Brenna Eggendorfer

Brenna Perry

Kayla Perry

Christine Burdick

Media Center Aide

Jane McGaughey

Who we are...

Updated state statistics may be found at <https://inview.doe.in.gov/schools/1071507456/profile>
The community of North Liberty is located 15 miles south of South Bend and currently has a population of 1,896. The population of Liberty Township is 3,839. These figures are based on the 2010 census.

North Liberty Elementary is part of the John Glenn School Corporation, which is located mainly in southern St. Joseph County and includes parts of Marshall and LaPorte Counties, and the communities of Walkerton, North Liberty, Tyner and Teegarden. The total population served by the school corporation is approximately 9,917. This figure is from the Indiana Department of Education.

North Liberty Elementary School, prior to 1981, was part of the South Bend Community School Corporation and the facility housed a high school and elementary school. After seceding from the South Bend School Corporation, North Liberty School became a member of the Polk-Lincoln-Johnson School Corporation, which became known as the John Glenn School Corporation. The North Liberty facility was converted to a middle and elementary school serving students in grades K-8. In 1988, the corporation moved grades 7 and 8 to Urey Middle School, allowing North Liberty to become an elementary school. In 1999-2000, the building went through a renovation, adding six new classrooms and a new office area. The entire building was air conditioned and carpeted.

At present, North Liberty Elementary School (NLES) consists of grades K-6, with an enrollment of 484 students. It is one of two elementary schools in the John Glenn School Corporation (JGSC), the other being Walkerton Elementary School (WES). The corporation has one middle school, Urey Middle School (UMS), with grades 7 and 8, and John Glenn High School (JGHS) containing grades 9-12. The school corporation has an enrollment of 1,946.

Meal Status

Year	Paid Lunch	Free/Reduced
19-20	61.5%	38.5%
20-21	60.6%	39.4%
21-22	60.5%	39.5%

Ethnic Breakdown

Year	Native American	Black	Asian	Hispanic	White	Multi-Racial
19-20	1	5	0	23	467	20
20-21	0	4	0	22	436	22
21-22	0	5	0	19	423	28

Description and Location of Curriculum

North Liberty Elementary School offers a standard elementary curriculum based on the Indiana Academic Standards (IAS) with supplemental programs offered to enrich and remediate the learning experience. Copies of this curriculum can be found on:

- www.jgsc.k12.in.us
- www.doe.in.gov
- John Glenn School Corporation Office
- Principal's Office
- Classrooms
- Online Harmony Lesson Plans

Title and Description of Assessment Instruments

Standardized and Computerized Assessments

ILEARN measures student achievement and growth according to Indiana Academic Standards. ILEARN is the summative accountability assessment for Indiana students in grades 3-8. English/Language Arts (Grades 3-8), Mathematics (Grade 3-8), Science (Grades 4 and 6), Social Studies (Grade 5).

i-Ready are academic achievement tests administered at the beginning, middle and end of the year to show benchmarks and progress in reading and math. The assessment is aligned to the state standards and reading and math curriculum.

IREAD3 is the IDOE developed assessment of reading skills at the third grade level. The data obtained from IREAD3 is used to determine eligibility for promotion to 4th grade.

Textbook Assessments are given throughout the year to draw baselines for student placement, and monitor student progress on Indiana Academic Standards for language arts and math programs. Each grade level utilizes research based programs which are aligned with the Indiana Academic Standards. Our curriculum textbooks include Ready Reading, Ready Math, and Ready/iReady Math and Reading Diagnostics, Foundations and Haggerty to support KDG-2 in the areas of Phonemic Awareness and Phonics.

Classroom Assessments

- Teacher-made tests
- Student self-assessment
- Portfolios
- Interactive Journals
- Teacher observation and anecdotal assessment
- Performance-based assessments
- Blended learning with periodical diagnostics

- PTO Teacher/Staff Appreciation Days
- PTO Santa's Workshop
- Hope Rescue - Thanksgiving Feast
- St. Jude's Children's Hospital Service Project
- Food Drive
- Field Trip Chaperones

Technology as a Learning Tool

North Liberty Elementary School integrates technology across the curriculum:

- One multi-media lab with 30 computers.
 - KDG-2nd Grade students are scheduled for a minimum of one thirty minute session each week.
 - 1:1 Chromebook for grades 3-6 students during the school day, 6th grade allowed take home with protective carrying cases
 - 1:1 iPad for grades K-2 students during the school day
- Every classroom has an interactive whiteboard with document camera
- Each teacher is assigned an assigned laptop for classroom use.
- Media Center has iPads for staff and student check-outs
- Digital cameras for staff use
- NLES uses the Google for Education platform for schoolwide and JGSC usage
- Teachers and students have access to online resources to accompany iReady Reading, iReady Math, Fusion, Time for Kids, Reading A-Z, Pearson Realize, and The Great Body Shop.
- Each of the above computers has the following: GMail, Harmony, Microsoft Office, Open Office, Google Chrome, Web-based programs, Accelerated Reader, and Canvas.
- We utilize Canvas platform as our extended learning site to communicate activities for students to complete during scheduled and emergency elearning days.

Student Achievement with Summary of Data

All assessments during the 2019-2020 school year have been held harmless due to COVID-19 Pandemic. Therefore, we will use the most recent data to show growth. The data below shows percentage passing on the ILEARN. The trend data can be interpreted by looking at the same graduation class moving horizontally one year at a time. The data can also be read looking at each grade level in a vertical comparison.

Attendance Rate: Federal Accountability Report Card

School Year	Model Attendees	Total Students (162+ days)	Model Attendee Rate	Rating	Overall Points
2021-2022	272	460	59.1%	Approaches Expectations	71.51
2020-2021	COVID-19	COVID-19	COVID-19	N/A	N/A
2019-2020	Not Calculated	Not Calculated	Not Calculated	N/A	N/A
2018-2019	345	511	67.5%	Approaches Expectations	81.68

English/Language Arts Pass % Trend Data

Class Of	3rd Grade	4th Grade	5th Grade	6th Grade
2031	46%			
2030	59.7%	60%		
2029	NA	54.1%	51.1%	
2028	63.5%	NA	34.9%	45.5%
2027	77.6%*ISTEP	67.1%*ISTEP	NA	48.2%
2026		72.0%*ISTEP	55.3%*ISTEP	NA
2025			58.5%*ISTEP	57.0%*ISTEP
2024				84.5%*ISTEP

ILEARN (2021-2022) - ELA

2021-2022					
<u>Grade</u>	<u>Tested</u>	<u>Below</u>	<u>Approaching</u>	<u>At</u>	<u>Above</u>
3 rd	65	20	15	18	12
4 th	60	12	12	21	15
5 th	90	21	23	33	13
6 th	66	18	18	23	7
Total	281	71 (25%)	68 (24%)	95 (34%)	47 (17%)

ILEARN (2021-2022) -Math

2021-2022					
<u>Grade</u>	<u>Tested</u>	<u>Below</u>	<u>Approaching</u>	<u>At</u>	<u>Above</u>
3 rd	65	18	10	25	12
4 th	60	10	14	24	12
5 th	90	20	21	32	17
6 th	66	16	16	22	12
Total	280	64 (23%)	61 (22%)	103 (37%)	53 (19%)

Specific Areas Where Improvement is Needed Immediately

Current findings have identified a need to address:

- mathematical process and number sense deficits
- constructed and extended-response
- Attendance rate with specific group of students with excessive amount of absences
- Adjust curriculum due to the impact of COVID-19 and the shortened school year as well as the extended learning utilized starting March 17, 2020 and finishing the school year on May 22, 2020 to complete 160 instructional days. In addition to the blended instructional school schedule for the 2020-2021 school year.
- Emphasis on student population gaps in their learning due to COVID-19 Pandemic and impact on student learning.

Goal #2: All students will be able to improve their attendance rate by increasing the Model Attendee Rate of 59.1% to 83.75%. Year one will be 14% increase and year two will be 14% increase. This is calculated based on the Federal Accountability Report Card

Essence of Goal

The essence of this goal includes:

1. Students will be able to improve their overall attendance rate

Demonstration of Goal

Students shall:

1. Demonstrate organizational skills when returning to school after an absence
2. Demonstrate the importance of attending school on time
3. Demonstrate life skills at home with morning routines

Intervention #1

Students will utilize an organizational planner to track their attendance progress and how that translates to their academic progress.

Strategies

1. Students will be sent 5 day, 10 day and 18 day letters addressing attendance rate
2. Students deemed habitually absent will have a parent/school contract signed
3. Students will meet with administrator/counselor with “check-in” for attendance
4. Students will be held accountable for absences

Assessments

1. Mid-Term reports to administrator/counselor
2. Quarterly percentage reports to administrator/counselor

Professional Development

1. Sharing successful approaches to writing, vocabulary and geometric applications at staff meetings as well as grade level meetings.
2. Sharing successful approaches to writing, vocabulary and geometric applications at departmentalized meetings within building and district wide.
3. Cooperative sharing of information gained from conferences that enhance teaching methods on writing, vocabulary, and geometric applications .
4. Inservice on mathematical process and number sense instruction and assessment.
5. Quarterly grade level data meetings alongside Ready math, reading, and writing district consult.
6. Plan for gaps in learning for the start of the 2021-2022 school year. Provide instructional support to close achievement gaps on skills not mastered. .